

BECCO

Catalogue

2018

**Extreme
Temperature
Bearings**





CATALOGUE

BECO 2018

**Extreme
Temperature
Bearings**





CONTENTS

BEARINGS FOR HIGH TEMPERATURES

8 - 45

BHTS 2RS C3 VT 180° (6000 Serie) Ball Bearings for High Temperature	9
BHTS 2RS C3 VT 180° (6200 Serie) Ball Bearings for High Temperature	10
BHTS 2RS C3 VT 180° (6300 Serie) Ball Bearings for High Temperature	11
BHTS 2RS C4 VT 200° (61800 Serie) Ball Bearings for High Temperature	13
BHTS 2RS C4 VT 200° (6000 Serie) Ball Bearings for High Temperature	14
BHTS 2RS C4 VT 200° (6200 Serie) Ball Bearings for High Temperature	15
BHTS 2RS C4 VT 200° (6300 Serie) Ball Bearings for High Temperature	16
BHTS ZZ C4 200° (61800 Serie) Ball Bearings for High Temperature	18
BHTS ZZ C4 200° (6000 Serie) Ball Bearings for High Temperature	19
BHTS ZZ C4 200° (6200 Serie) Ball Bearings for High Temperature	20
BHTS ZZ C4 200° (6300 Serie) Ball Bearings for High Temperature	21
BHTS ZZ C4 200° (UC Serie) Insert Bearings for High Temperature	22
BHTS ZZ C4 200° (UCPA Serie) Pillow Blocks for High Temperature	23
BHTS ZZ C4 200° (UCF Serie) Pillow Blocks for High Temperature	24
BHTS ZZ C4 200° (UCFL Serie) Pillow Blocks for High Temperature	25
BHTS ZZ C4 200° (UCP Serie) Pillow Blocks for High Temperature	26
BHTS ZZ C4 200° (UCT Serie) Pillow Blocks for High Temperature	27
BHTS 2RS C4 VT 220° (6000 Serie) Ball Bearings for High Temperature	29
BHTS 2RS C4 VT 220° (6200 Serie) Ball Bearings for High Temperature	30
BHTS 2RS C4 VT 220° (6300 Serie) Ball Bearings for High Temperature	31
BHTS ZZ C4 220°-250° (6000 Serie) Ball Bearings for High Temperature	33
BHTS ZZ C4 220°-250° (6200 Serie) Ball Bearings for High Temperature	34
BHTS ZZ C4 220°-250° (6300 Serie) Ball Bearings for High Temperature	35
BHTS 2RS VT 250°-280° (6000 Serie) Ball Bearings for High Temperature	37
BHTS 2RS VT 250°-280° (6200 Serie) Ball Bearings for High Temperature	38
BHTS 2RS VT 250°-280° (6300 Serie) Ball Bearings for High Temperature	39
BHTS 2RS VT 250°-280° (UC Serie) Insert Bearings for High Temperature	40
BHTS 2RS VT 250°-280° (UCPA Serie) Pillow Blocks for High Temperature	41
BHTS 2RS VT 250°-280° (UCF Serie) Pillow Blocks for High Temperature	42
BHTS 2RS VT 250°-280° (UCFL Serie) Pillow Blocks for High Temperature	43
BHTS 2RS VT 250°-280° (UCP Serie) Pillow Blocks for High Temperature	44
BHTS 2RS VT 250°-280° (UCT Serie) Pillow Blocks for High Temperature	45

BEARINGS FOR EXTREME TEMPERATURES

46 - 94

BHTS ZZ 280° (MICRO Serie) Ball Bearings for Extreme Temperature	47
BHTS ZZ 280° (61800 Serie) Ball Bearings for Extreme Temperature	48
BHTS ZZ 280° (61900 Serie) Ball Bearings for Extreme Temperature	49
BHTS ZZ 280° (6000 Serie) Ball Bearings for Extreme Temperature	50
BHTS ZZ 280° (6200 Serie) Ball Bearings for Extreme Temperature	51
BHTS ZZ 280° (6300 Serie) Ball Bearings for Extreme Temperature	52
BHTS ZZ 280° (UC Serie) Insert Bearings for Extreme Temperature	53
BHTS ZZ 280° (UCPA Serie) Pillow Blocks for Extreme Temperature	54
BHTS ZZ 280° (UCF Serie) Pillow Blocks for Extreme Temperature	55
BHTS ZZ 280° (UCFL Serie) Pillow Blocks for Extreme Temperature	56
BHTS ZZ 280° (UCP Serie) Pillow Blocks for Extreme Temperature	57
BHTS ZZ 280° (UCT Serie) Pillow Blocks for Extreme Temperature	58
BHTS 330° (6000 Serie) Ball Bearings for Extreme Temperature	60
BHTS 330° (6200 Serie) Ball Bearings for Extreme Temperature	61
BHTS 330° (6300 Serie) Ball Bearings for Extreme Temperature	62
BHTS 330° (51100 Serie) Thrust Ball Bearings for Extreme Temperature	63
BHTS 330° (51200 Serie) Thrust Ball Bearings for Extreme Temperature	64
BHTS ZZ 350° BECO PLUS (6000 Serie) Ball Bearings for Extreme Temperature	66
BHTS ZZ 350° BECO PLUS (6200 Serie) Ball Bearings for Extreme Temperature	67
BHTS ZZ 350° BECO PLUS (6300 Serie) Ball Bearings for Extreme Temperature	68
BHTS ZZ 350° BECO PLUS (UC Serie) Insert Bearings for Extreme Temperature	69
BHTS ZZ 350° BECO PLUS (UCPA Serie) Pillow Blocks for Extreme Temperature	70
BHTS ZZ 350° BECO PLUS (UCF Serie) Pillow Blocks for Extreme Temperature	71
BHTS ZZ 350° BECO PLUS (UCFL Serie) Pillow Blocks for Extreme Temperature	72
BHTS ZZ 350° BECO PLUS (UCP Serie) Pillow Blocks for Extreme Temperature	73
BHTS ZZ 350° BECO PLUS (UCT Serie) Pillow Blocks for Extreme Temperature	74
BHTS ZZ GR CG 350° (6000 Serie) Ball Bearings for Extreme Temperature	76
BHTS ZZ GR CG 350° (6200 Serie) Ball Bearings for Extreme Temperature	77
BHTS ZZ GR CG 350° (6300 Serie) Ball Bearings for Extreme Temperature	78
BHTS ZZ GR CG 350° (UC Serie) Insert Bearings for Extreme Temperature	79
BHTS ZZ GR CG 350° (UCPA Serie) Pillow Blocks for Extreme Temperature	80
BHTS ZZ GR CG 350° (UCF Serie) Pillow Blocks for Extreme Temperature	81





CONTENTS

BHTS ZZ GR CG 350° (UCFL Serie) Pillow Blocks for Extreme Temperature	82
BHTS ZZ GR CG 350° (UCP Serie) Pillow Blocks for Extreme Temperature	83
BHTS ZZ FB 375° BECO PLUS (6200 Serie) Ball Bearings for Extreme Temperature	85
BHTS ZZ FB 375° BECO PLUS (6300 Serie) Ball Bearings for Extreme Temperature	86
BHT FB 400° (6000 Serie) Ball Bearings for Extreme Temperature	88
BHT FB 400° (6200 Serie) Ball Bearings for Extreme Temperature	89
BHT FB 400° (6300 Serie) Ball Bearings for Extreme Temperature	90
BHT FB 450° BECO PLUS (6000 Serie) Ball Bearings for Extreme Temperature	92
BHT FB 450° BECO PLUS (6200 Serie) Ball Bearings for Extreme Temperature	93
BHT FB 450° BECO PLUS (6300 Serie) Ball Bearings for Extreme Temperature	94

BEARINGS FOR LOW TEMPERATURES

95 - 98

BLS ZZ 70° (6000 Serie) Ball Bearings for Low Temperature	96
BLS ZZ 70° (6200 Serie) Ball Bearings for Low Temperature	97
BLS ZZ 70° (6300 Serie) Ball Bearings for Low Temperature	98

BEARINGS IN STAINLESS STEEL (not magnetic)

101 - 108

BSS NM (6000 Serie) Ball Bearings in Stainless Steel (not magnetic)	102
BSS NM (6200 Serie) Ball Bearings in Stainless Steel (not magnetic)	103
BSS NM (6300 Serie) Ball Bearings in Stainless Steel (not magnetic)	104
BSS NM ZZ NSF H1 (6000 Serie) Ball Bearings in Stainless Steel (not magnetic)	106
BSS NM ZZ NSF H1 (6200 Serie) Ball Bearings in Stainless Steel (not magnetic)	107
BSS NM ZZ NSF H1 (6300 Serie) Ball Bearings in Stainless Steel (not magnetic)	108

HOUSINGS IN STAINLESS STEEL AND PLASTIC

109 - 117

PA SS (200 Serie) Housings in Stainless Steel (not magnetic)	110
F SS (200 Serie) Housings in Stainless Steel (not magnetic)	111
FL SS (200 Serie) Housings in Stainless Steel (not magnetic)	112
P SS (200 Serie) Housings in Stainless Steel (not magnetic)	113
T SS (200 Serie) Housings in Stainless Steel (not magnetic)	114
F PL (200 Serie) Housings in Plastic	115
FL PL (200 Serie) Housings in Plastic	116
P PL (200 Serie) Housings in Plastic	117

BEARINGS IN STAINLESS STEEL (magnetic)

118 - 148

BSS (6000 Serie) Ball Bearings in Stainless Steel (magnetic)	119
BSS (6200 Serie) Ball Bearings in Stainless Steel (magnetic)	120
BSS (6300 Serie) Ball Bearings in Stainless Steel (magnetic)	121
BSS (51100 Serie) Thrust Ball Bearings in Stainless Steel (magnetic)	122
BSS (51200 Serie) Thrust Ball Bearings in Stainless Steel (magnetic)	123
BSS (51300 Serie) Thrust Ball Bearings in Stainless Steel (magnetic)	124
BSS 2RS NSF H1 (MICRO Serie) Ball Bearings in Stainless Steel (magnetic)	126
BSS 2RS NSF H1 (61800 Serie) Ball Bearings in Stainless Steel (magnetic)	127
BSS 2RS NSF H1 (61900 Serie) Ball Bearings in Stainless Steel (magnetic)	128
BSS 2RS NSF H1 (6000 Serie) Ball Bearings in Stainless Steel (magnetic)	129
BSS 2RS NSF H1 (6200 Serie) Ball Bearings in Stainless Steel (magnetic)	130
BSS 2RS NSF H1 (6300 Serie) Ball Bearings in Stainless Steel (magnetic)	131
BSS 2RS NSF H1 (UC Serie) Insert Bearings in Stainless Steel	132
BSS 2RS NSF H1 (UCPA Serie) Pillow Blocks in Stainless Steel	133
BSS 2RS NSF H1 (UCF Serie) Pillow Blocks in Stainless Steel	134
BSS 2RS NSF H1 (UCFL Serie) Pillow Blocks in Stainless Steel	135
BSS 2RS NSF H1 (UCP Serie) Pillow Blocks in Stainless Steel	136
BSS 2RS NSF H1 (UCT Serie) Pillow Blocks in Stainless Steel	137
BSS 2RS NSF H1 (UCF PL Serie) Pillow Blocks in Plastic with Bearing in Stainless Steel	138
BSS 2RS NSF H1 (UCFL PL Serie) Pillow Blocks in Plastic with Bearing in Stainless Steel	139
BSS 2RS NSF H1 (UCP PL Serie) Pillow Blocks in Plastic with Bearing in Stainless Steel	140
BSS ZZ NSF H1 (6000 Serie) Ball Bearings in Stainless Steel (magnetic)	142
BSS ZZ NSF H1 (6200 Serie) Ball Bearings in Stainless Steel (magnetic)	143
BSS ZZ NSF H1 (6300 Serie) Ball Bearings in Stainless Steel (magnetic)	144
BSS 2RS C3 VT 180° (6000 Serie) Ball Bearings in Stainless Steel (magnetic) for High Temperature	146
BSS 2RS C3 VT 180° (6200 Serie) Ball Bearings in Stainless Steel (magnetic) for High Temperature	147
BSS 2RS C3 VT 180° (6300 Serie) Ball Bearings in Stainless Steel (magnetic) for High Temperature	148

INDUSTRIAL AND AUTOMOTIVE COMPONENTS

149 - 154

Spare Parts Bearings for Conveyors	150
Spare Parts Bearings for Forklift	151
Customized Rod ends and parts for Hydraulic cylinders	152
Spherical Plain Bearings and Rod ends	153
Wheels and Castors for Extreme Temperatures	154





BECO - CATALOGUE 2018, BEARINGS FOR EXTREME TEMPERATURES

We have the pleasure of introducing you our new 2018 catalogue, which, in the BeCo tradition, presents several innovations and improvements over the previous editions.

The news of 2018 is the new bearing BSS 2RS C3 VT 180° in stainless steel, greased with high performance PTFE grease for 280°C and protected by Viton seals. It is suitable for application in temperature with light aggressive acid and/or in vacuum.

We continue to increase the availability of the number of items for each range, for cover all the customer needs.

www.becoitalia.biz





Deep Groove Ball Bearings for High & Extreme Temperatures

BHTS 2RS C3 VT 180°



BHTS ZZ C4 200°



BHTS 2RS C4 VT 200°



BHTS ZZ C4 220°-250°



BHTS 2RS C4 VT 220°



BHTS 2RS VT 250°-280°



BHTS ZZ 280°



BHTS 330°



BHTS ZZ GR CG 350°



BHTS ZZ 350° BECO PLUS



BHTS ZZ FB 375° BECO PLUS



BHT FB 400°



BHT FB 450° BECO PLUS





Pillow Blocks for High & Extreme Temperatures

UCP BHTS ZZ C4 200°




UCF BHTS ZZ C4 200°



UCFL BHTS ZZ C4 200°



UCPA BHTS ZZ C4 200°



UCP BHTS 2RS VT 250°-280°




UCF BHTS 2RS VT 250°-280°



UCFL BHTS 2RS VT 250°-280°



UCPA BHTS 2RS VT 250°-280°



UCP BHTS ZZ 280°




UCF BHTS ZZ 280°



UCFL BHTS ZZ 280°



UCPA BHTS ZZ 280°



UCP BHTS ZZ GR CG 350°




UCF BHTS ZZ GR CG 350°



UCFL BHTS ZZ GR CG 350°



UCPA BHTS ZZ GR CG 350°



UCP BHTS ZZ 350° BECO PLUS




UCF BHTS ZZ 350° BECO PLUS



UCFL BHTS ZZ 350° BECO PLUS



UCPA BHTS ZZ 350° BECO PLUS





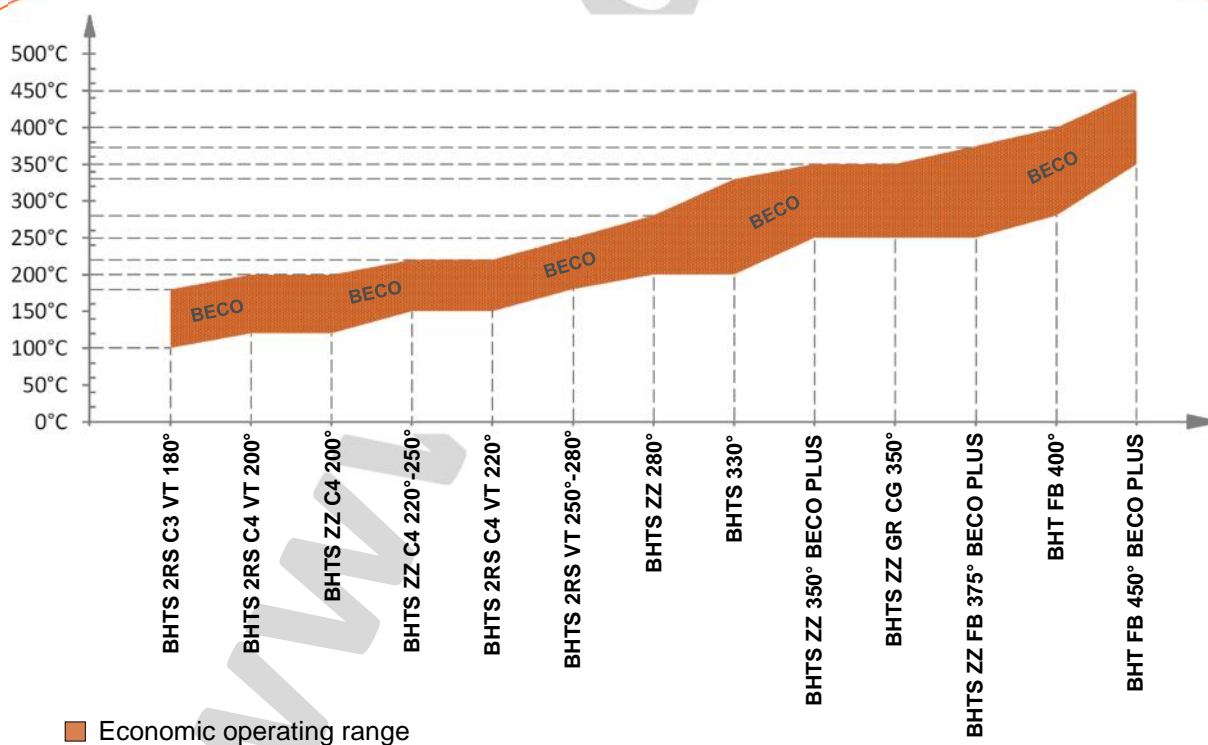
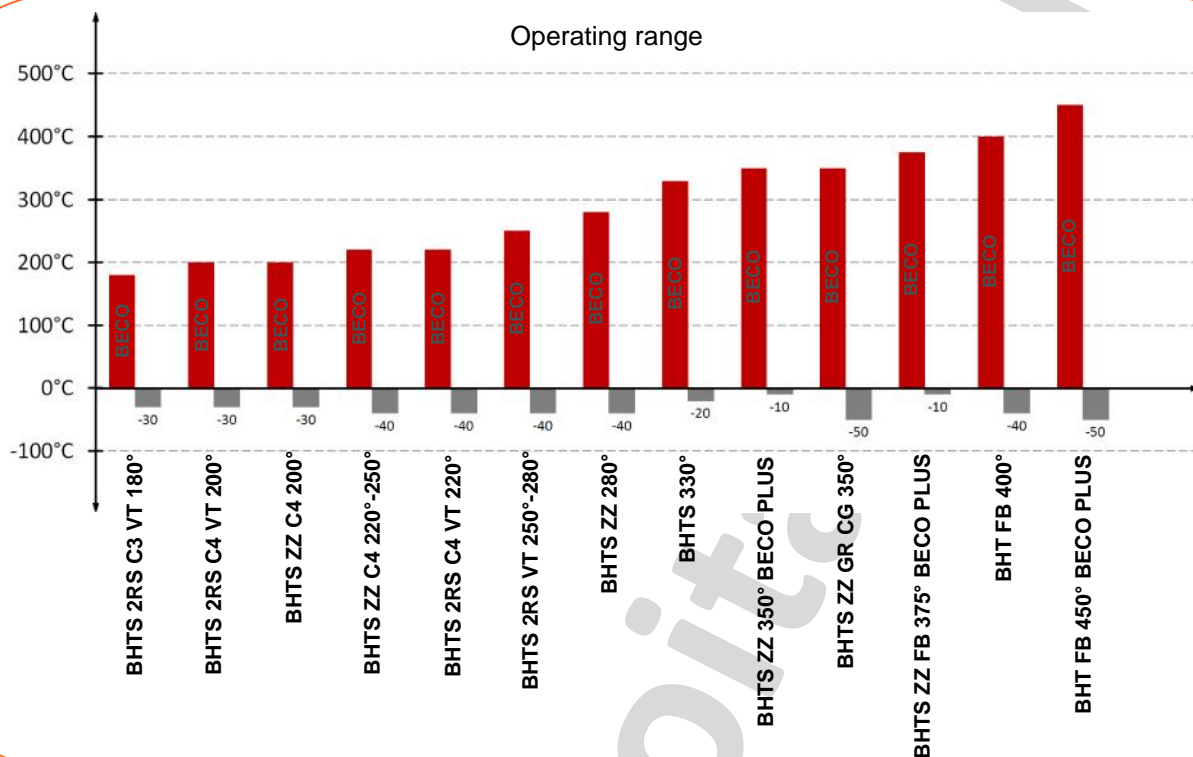
	Speed Low	Speed Medium	Speed High	Maintenance Free	Very Heavy Load	Environment Dirty	Vibration Medium÷High	Temp. >200°C	Temp. >280°C	Temp. >330°C	Budget Low	Availability Stock	Availability 30-60 days
BHTS 2RS C3 VT 180°	Y	Y	Y	Y	N	Y	Y/N	N	N	N	Y/N	Y/N	Y
BHTS 2RS C4 VT 200°	Y	Y	Y	Y	N	Y	Y/N	N	N	N	Y/N	Y	Y
BHTS ZZ C4 200°	Y	Y	Y	Y	N	N	Y/N	N	N	N	Y	Y	Y
BHTS ZZ C4 220°-250°	Y	Y	Y	Y	N	N	Y/N	Y	N	N	Y/N	Y/N	Y
BHTS 2RS C4 VT 220°	Y	Y	Y	Y	N	Y	Y/N	Y	N	N	N	Y/N	Y
BHTS 2RS VT 250°-280°	Y	Y	N	Y	N	Y	Y/N	Y	N	N	N	Y/N	Y
BHTS ZZ 280°	Y	Y	N	Y	N	N	Y/N	Y	Y	N	Y	Y	Y
BHTS 330°	Y	N	N	N	N	Y/N	Y/N	Y	Y	N	Y	Y	Y
BHTS ZZ 350° BECO PLUS	Y	Y/N	N	Y	Y/N	Y/N	Y/N	Y	Y	Y	Y/N	Y	Y
BHTS ZZ GR CG 350°	Y	N	N	Y	N	N	N	Y	Y	Y	N	Y	Y
BHTS ZZ FB 375° BECO PLUS	Y	N	N	Y	Y	Y/N	Y	Y	Y	Y	N	Y/N	Y
BHT FB 400°	Y	N	N	N	Y	Y/N	Y	Y	Y	Y	Y/N	Y	Y
BHT FB 450° BECO PLUS	Y	N	N	Y	Y	Y/N	Y	Y	Y	Y	N	Y/N	Y

Y = Match completely; Y/N = Match partially; N = Don't match

Speed Low	Normal application < 100 RPM
Speed Medium	Normal application < 1000 RPM
Speed High	Normal application > 2000 RPM (Depending on the bearing side)
Maintenance Free	Do not need additional grease or oil dropping
Very Heavy Load	Load on the limit of the normal characteristic of the bearing
Environment Dirty	Difficult condition of work (dirty - humidity)
Vibration Medium÷High	Unusual vibration for the application
Temp. >200°C	Suggested for temperature
Temp. >280°C	Suggested for temperature
Temp. >330°C	Suggested for temperature
Budget Low	Bearing with high relation price/value
Availability Stock	Bearing normally available from stock
Availability 30-60 days	Bearing normally available from production in process



Operating range





BHTS 2RS C3 VT 180°

Ball Bearings for High Temperature

According to the specific request of our customers, we inserted in our range a new product BHTS 2RS C3 VT 180°.

The BHTS 2RS C3 VT 180° ball bearings are designed on the dimension of standard bearing, but with appropriate treatment of stabilization, radial clearance, grease and special Viton seals, that make them suitable to operate from -30° to +180°C. They have a specific range of application in industrial fans, air conveyors and dry compressors.

The bearing also can be used in any application as alternative to a standard bearing. In this condition the lifetime can be increased significantly in comparison to the lifetime of standard bearing.

Viton seals can resist many types of acids, however the bearing BHTS 2RS C3 VT 180° is designed exclusively for application in high temperature, it cannot resist acid environment. Therefore, for the extreme applications, as high temperature and the presence of acids we have a customized solution high temperature stainless steel bearing available with Viton seals.

Technical characteristics:

Bearing material: steel AISI 52100 (Chrome) stabilized to the application

Radial Clearance C3

Seals 2RS in steel with vulcanized rubber for 200°C Viton

Lubricated for life with grease for temperatures up to 200°C

Do not need additional lubrication

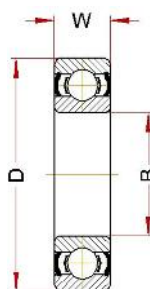
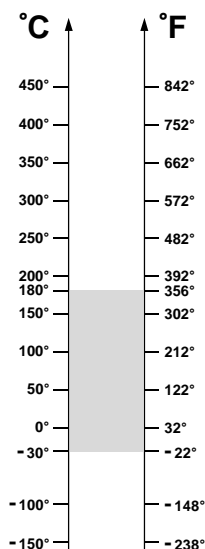
Fields of application:

Air conveyors
Dry Compressors
Industrial Fans
Packaging machinery
Papermaking industry



BHTS 2RS C3 VT 180° (6000 Serie)

Ball Bearings for High Temperature



OPERATING RANGE: 30° / 180°C

ECONOMIC OPERATING RANGE: 100° / 180°C

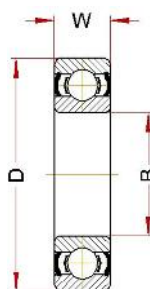
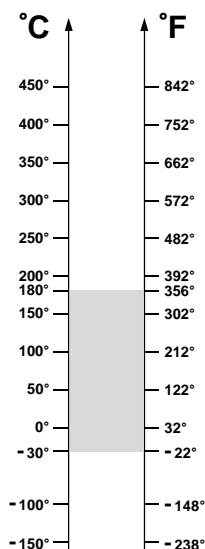
Designation	Bore (B)	Diam (D)	Width (W)	Weight, g	Limiting Speed, RPM	Static Load, kN at 180°C	Static Load, kN at 20°C
6000 BHTS 2RS C3 VT 180°	10	26	8	20	6600	1,7	1,96
6001 BHTS 2RS C3 VT 180°	12	28	8	25	6380	2,1	2,36
6002 BHTS 2RS C3 VT 180°	15	32	9	30	6160	2,5	2,85
6003 BHTS 2RS C3 VT 180°	17	35	10	40	5940	2,9	3,25
6004 BHTS 2RS C3 VT 180°	20	42	12	69	5720	4,5	5,00
6005 BHTS 2RS C3 VT 180°	25	47	12	80	5280	5,2	5,85
6006 BHTS 2RS C3 VT 180°	30	55	13	120	4840	7,2	8,00
6007 BHTS 2RS C3 VT 180°	35	62	14	160	4400	9,3	10,4
6008 BHTS 2RS C3 VT 180°	40	68	15	190	3960	10,6	11,8
6009 BHTS 2RS C3 VT 180°	45	75	16	250	3520	12,8	14,3
6010 BHTS 2RS C3 VT 180°	50	80	16	260	3080	14,0	15,6

OPERATING RANGE is the correct technical range in which can be used the bearing with good operating result.

ECONOMIC OPERATING RANGE is the range of temperature in which you can find, according to our study experience and know-how, the better relation price-quality-lifetime.

BHTS 2RS C3 VT 180° (6200 Serie)

Ball Bearings for High Temperature



OPERATING RANGE: 30° / 180°C

ECONOMIC OPERATING RANGE: 100° / 180°C

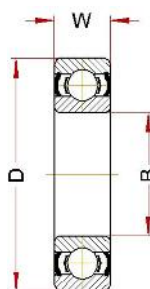
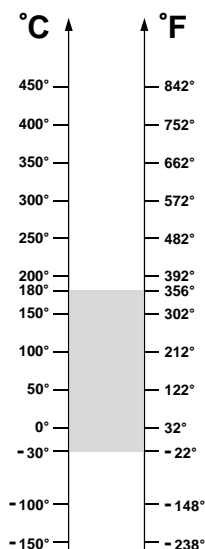
Designation	Bore (B)	Diam (D)	Width (W)	Weight, g	Limiting Speed, RPM	Static Load, kN at 180°C	Static Load, kN at 20°C
6200 BHTS 2RS C3 VT 180°	10	30	9	30	6380	2,3	2,60
6201 BHTS 2RS C3 VT 180°	12	32	10	37	6160	2,8	3,10
6202 BHTS 2RS C3 VT 180°	15	35	11	45	5940	3,3	3,75
6203 BHTS 2RS C3 VT 180°	17	40	12	65	5720	4,2	4,75
6204 BHTS 2RS C3 VT 180°	20	47	14	110	5280	5,9	6,55
6205 BHTS 2RS C3 VT 180°	25	52	15	130	4840	7,2	8,00
6206 BHTS 2RS C3 VT 180°	30	62	16	200	4400	10,0	11,2
6207 BHTS 2RS C3 VT 180°	35	72	17	290	3960	13,7	15,3
6208 BHTS 2RS C3 VT 180°	40	80	18	370	3520	16,2	18,0
6209 BHTS 2RS C3 VT 180°	45	85	19	410	3080	18,3	20,4
6210 BHTS 2RS C3 VT 180°	50	90	20	460	2640	21,6	24,0

OPERATING RANGE is the correct technical range in which can be used the bearing with good operating result.

ECONOMIC OPERATING RANGE is the range of temperature in which you can find, according to our study experience and know-how, the better relation price-quality-lifetime.

BHTS 2RS C3 VT 180° (6300 Serie)

Ball Bearings for High Temperature



OPERATING RANGE: 30° / 180°C

ECONOMIC OPERATING RANGE: 100° / 180°C

Designation	Bore (B)	Diam (D)	Width (W)	Weight, g	Limiting Speed, RPM	Static Load, kN at 180°C	Static Load, kN at 20°C
6300 BHTS 2RS C3 VT 180°	10	35	11	52	6160	3,1	3,45
6301 BHTS 2RS C3 VT 180°	12	37	12	60	5940	3,7	4,15
6302 BHTS 2RS C3 VT 180°	15	42	13	80	5720	4,8	5,40
6303 BHTS 2RS C3 VT 180°	17	47	14	120	5280	5,8	6,55
6304 BHTS 2RS C3 VT 180°	20	52	15	140	4840	7,6	8,50
6305 BHTS 2RS C3 VT 180°	25	62	17	225	4400	10,2	11,4
6306 BHTS 2RS C3 VT 180°	30	72	19	350	3960	14,6	16,3
6307 BHTS 2RS C3 VT 180°	35	80	21	450	3520	17,1	19,0
6308 BHTS 2RS C3 VT 180°	40	90	23	620	3080	22,5	25,0
6309 BHTS 2RS C3 VT 180°	45	100	25	830	2640	28,8	32,0
6310 BHTS 2RS C3 VT 180°	50	110	27	1050	2200	34,2	38,0

OPERATING RANGE is the correct technical range in which can be used the bearing with good operating result.

ECONOMIC OPERATING RANGE is the range of temperature in which you can find, according to our study experience and know-how, the better relation price-quality-lifetime.



BHTS 2RS C4 VT 200°

Ball Bearings for High Temperature

The BHTS 2RS C4 VT 200° ball bearings are designed on the dimension of standard bearing, but with appropriate treatment of stabilization, radial clearance, grease and special Viton seals, that make them suitable to operate from 30° to +200°C.

Their operating range is extremely wide and covers many areas of application, in particular, the BHTS 2RS C4 VT 200° bearings allow a wide range of safety in all applications where it can also occur temporarily and for reason not dependent on the will of the designer, occasional phenomena of overheating.

The current globalization trend in supply often creates situations of products application not predictable and not calculable, the BHTS 2RS C4 VT 200° bearing allows total security, impossible with standard products.

Viton seals can resist many types of acids, however the bearing BHTS 2RS C4 VT 200° is designed exclusively for application in high temperature, it cannot resist acid environment. Therefore, for the extreme applications, as high temperature and the presence of acids we have a customized solution high temperature stainless steel bearing available with Viton seals.

Technical characteristics:

Bearing material: steel AISI 52100 (Chrome) stabilized to the application
Radial Clearance C4
Seals 2RS in steel with vulcanized rubber for 200°C Viton
Lubricated for life with grease for temperatures up to 200°C
Do not need additional lubrication

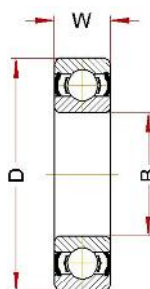
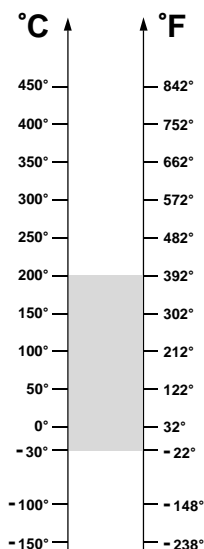
Fields of application:

Air conveyors
Industrial Fans
Packaging machinery
Steel industry
Ceramic industry
Papermaking industry



BHTS 2RS C4 VT 200° (61800 Serie)

Ball Bearings for High Temperature



OPERATING RANGE: 30° / 200°C

ECONOMIC OPERATING RANGE: 120° / 200°C

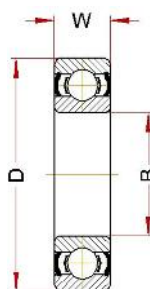
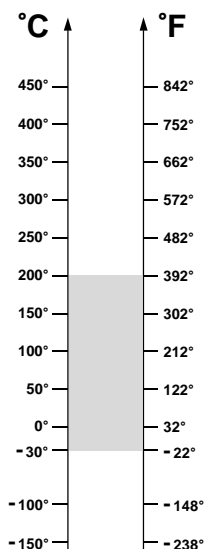
Designation	Bore (B)	Diam (D)	Width (W)	Weight, g	Limiting Speed, RPM	Static Load, kN at 200°C	Static Load, kN at 20°C
61800 BHTS 2RS C4 VT 200°	10	19	5	6	6000	0,47	0,53
61801 BHTS 2RS C4 VT 200°	12	21	5	7	6000	0,85	0,95
61802 BHTS 2RS C4 VT 200°	15	24	5	8	6000	1,12	1,25
61803 BHTS 2RS C4 VT 200°	17	26	5	9	6000	1,30	1,45
61804 BHTS 2RS C4 VT 200°	20	32	7	18	5600	2,01	2,24
61805 BHTS 2RS C4 VT 200°	25	37	7	24	5400	2,52	2,80
61806 BHTS 2RS C4 VT 200°	30	42	7	27	5000	3,00	3,35
61807 BHTS 2RS C4 VT 200°	35	47	7	32	4800	3,24	3,60
61808 BHTS 2RS C4 VT 200°	40	52	7	35	4400	3,80	4,25
61809 BHTS 2RS C4 VT 200°	45	58	7	42	4000	5,04	5,60
61810 BHTS 2RS C4 VT 200°	50	65	7	52	3600	5,60	6,30

OPERATING RANGE is the correct technical range in which can be used the bearing with good operating result.

ECONOMIC OPERATING RANGE is the range of temperature in which you can find, according to our study experience and know-how, the better relation price-quality-lifetime.

BHTS 2RS C4 VT 200° (6000 Serie)

Ball Bearings for High Temperature



OPERATING RANGE: 30° / 200°C

ECONOMIC OPERATING RANGE: 120° / 200°C

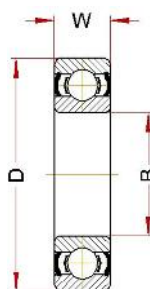
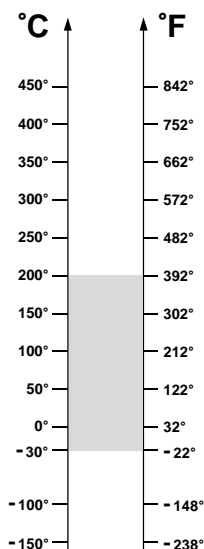
Designation	Bore (B)	Diam (D)	Width (W)	Weight, g	Limiting Speed, RPM	Static Load, kN at 200°C	Static Load, kN at 20°C
6000 BHTS 2RS C4 VT 200°	10	26	8	20	6000	1,76	1,96
6001 BHTS 2RS C4 VT 200°	12	28	8	25	5800	2,10	2,36
6002 BHTS 2RS C4 VT 200°	15	32	9	30	5600	2,50	2,85
6003 BHTS 2RS C4 VT 200°	17	35	10	40	5400	2,90	3,25
6004 BHTS 2RS C4 VT 200°	20	42	12	69	5200	4,50	5,00
6005 BHTS 2RS C4 VT 200°	25	47	12	80	4800	5,20	5,85
6006 BHTS 2RS C4 VT 200°	30	55	13	120	4400	7,20	8,00
6007 BHTS 2RS C4 VT 200°	35	62	14	160	4000	9,30	10,4
6008 BHTS 2RS C4 VT 200°	40	68	15	190	3600	10,6	11,8
6009 BHTS 2RS C4 VT 200°	45	75	16	250	3200	12,8	14,3
6010 BHTS 2RS C4 VT 200°	50	80	16	260	2800	14,0	15,6
6011 BHTS 2RS C4 VT 200°	55	90	18	390	2400	19,0	21,2
6012 BHTS 2RS C4 VT 200°	60	95	18	420	2000	20,8	23,2
6013 BHTS 2RS C4 VT 200°	65	100	18	440	1800	22,5	25,0
6014 BHTS 2RS C4 VT 200°	70	110	20	600	1600	28,3	31,5
6015 BHTS 2RS C4 VT 200°	75	115	20	640	1400	30,6	34,0

OPERATING RANGE is the correct technical range in which can be used the bearing with good operating result.

ECONOMIC OPERATING RANGE is the range of temperature in which you can find, according to our study experience and know-how, the better relation price-quality-lifetime.

BHTS 2RS C4 VT 200° (6200 Serie)

Ball Bearings for High Temperature



OPERATING RANGE: 30° / 200°C

ECONOMIC OPERATING RANGE: 120° / 200°C

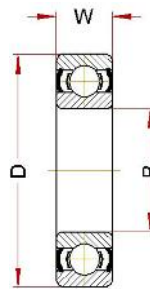
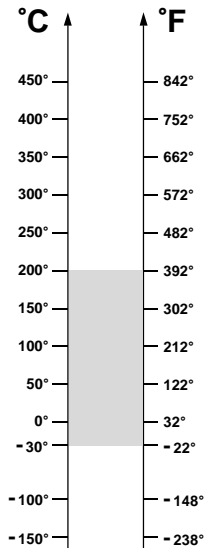
Designation	Bore (B)	Diam (D)	Width (W)	Weight, g	Limiting Speed, RPM	Static Load, kN at 200°C	Static Load, kN at 20°C
6200 BHTS 2RS C4 VT 200°	10	30	9	30	5800	2,3	2,60
6201 BHTS 2RS C4 VT 200°	12	32	10	37	5600	2,8	3,10
6202 BHTS 2RS C4 VT 200°	15	35	11	45	5400	3,3	3,75
6203 BHTS 2RS C4 VT 200°	17	40	12	65	5200	4,2	4,75
6204 BHTS 2RS C4 VT 200°	20	47	14	110	4800	5,9	6,55
6205 BHTS 2RS C4 VT 200°	25	52	15	130	4400	7,2	8,00
6206 BHTS 2RS C4 VT 200°	30	62	16	200	4000	10,0	11,2
6207 BHTS 2RS C4 VT 200°	35	72	17	290	3600	13,7	15,3
6208 BHTS 2RS C4 VT 200°	40	80	18	370	3200	16,2	18,0
6209 BHTS 2RS C4 VT 200°	45	85	19	410	2800	18,3	20,4
6210 BHTS 2RS C4 VT 200°	50	90	20	460	2400	21,6	24,0
6211 BHTS 2RS C4 VT 200°	55	100	21	610	2000	26,1	29,0
6212 BHTS 2RS C4 VT 200°	60	110	22	780	1800	32,4	36,0
6213 BHTS 2RS C4 VT 200°	65	120	23	990	1600	37,3	41,5
6214 BHTS 2RS C4 VT 200°	70	125	24	1040	1400	39,6	44,0
6215 BHTS 2RS C4 VT 200°	75	130	25	1210	1200	44,1	49,0

OPERATING RANGE is the correct technical range in which can be used the bearing with good operating result.

ECONOMIC OPERATING RANGE is the range of temperature in which you can find, according to our study experience and know-how, the better relation price-quality-lifetime.

BHTS 2RS C4 VT 200° (6300 Serie)

Ball Bearings for High Temperature



OPERATING RANGE: 30° / 200°C

ECONOMIC OPERATING RANGE: 120° / 200°C

Designation	Bore (B)	Diam (D)	Width (W)	Weight, g	Limiting Speed, RPM	Static Load, kN at 200°C	Static Load, kN at 20°C
6300 BHTS 2RS C4 VT 200°	10	35	11	52	5600	3,1	3,45
6301 BHTS 2RS C4 VT 200°	12	37	12	60	5400	3,7	4,15
6302 BHTS 2RS C4 VT 200°	15	42	13	80	5200	4,8	5,40
6303 BHTS 2RS C4 VT 200°	17	47	14	120	4800	5,8	6,55
6304 BHTS 2RS C4 VT 200°	20	52	15	140	4400	7,6	8,50
6305 BHTS 2RS C4 VT 200°	25	62	17	225	4000	10,2	11,4
6306 BHTS 2RS C4 VT 200°	30	72	19	350	3600	14,6	16,3
6307 BHTS 2RS C4 VT 200°	35	80	21	450	3200	17,1	19,0
6308 BHTS 2RS C4 VT 200°	40	90	23	620	2800	22,5	25,0
6309 BHTS 2RS C4 VT 200°	45	100	25	830	2400	28,8	32,0
6310 BHTS 2RS C4 VT 200°	50	110	27	1050	2000	34,2	38,0
6311 BHTS 2RS C4 VT 200°	55	120	29	1350	1800	42,7	47,5
6312 BHTS 2RS C4 VT 200°	60	130	31	1700	1600	46,8	52,0
6313 BHTS 2RS C4 VT 200°	65	140	33	2100	1400	54,0	60,0
6314 BHTS 2RS C4 VT 200°	70	150	35	2500	1200	61,2	68,0
6315 BHTS 2RS C4 VT 200°	75	160	37	3000	1000	68,8	76,5

OPERATING RANGE is the correct technical range in which can be used the bearing with good operating result.

ECONOMIC OPERATING RANGE is the range of temperature in which you can find, according to our study experience and know-how, the better relation price-quality-lifetime.



BHTS ZZ C4 200°

Ball Bearings for High Temperature

The BHTS ZZ C4 200° ball bearings are designed on the dimension of standard bearing, but with appropriate treatment of stabilization, radial clearance, grease and ZZ shields, that make them suitable to operate from -30° to +200°C.

Their operating range is extremely wide and covers many areas of application, in particular, the BHTS ZZ C4 200° bearings allow a unique range of safety in all applications where it can also occur temporarily and for reason not dependent on the will of the designer, occasional phenomena of overheating.

The current globalization trend in supply often creates situations of products application not predictable and not calculable, the BHTS ZZ C4 200° bearing allows total security, impossible with standard products and allows safe use up to 200°C.

BHTS ZZ C4 200° is exactly identical to BHTS 2RS C4 VT 200°, with the only difference of having the ZZ shields which allow a considerable cost savings compared to sheet steel with Viton seal.

Technical characteristics:

Bearing material: steel AISI 52100 (Chrome) stabilized to the application

Radial Clearance C4

Shields type ZZ

Lubricated for life with grease for temperatures up to 200°C

Do not need additional lubrication

Fields of application:

Air conveyors

Industrial Fans

Packaging machinery

Steel industry

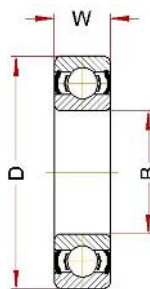
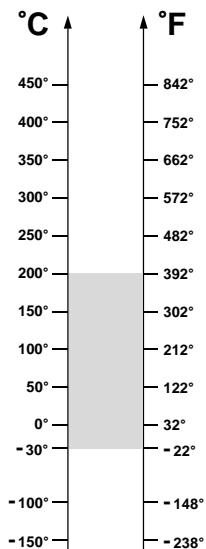
Ceramic industry

Papermaking industry



BHTS ZZ C4 200° (61800 Serie)

Ball Bearings for High Temperature



OPERATING RANGE: 30° / 200°C

ECONOMIC OPERATING RANGE: 120° / 200°C


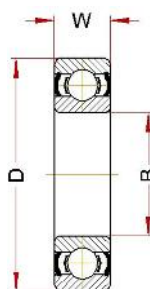
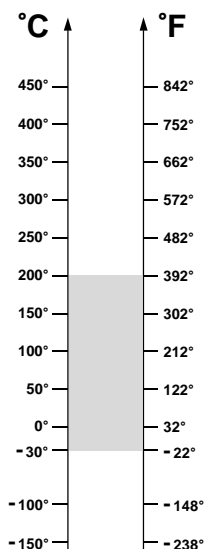
Designation	Bore (B)	Diam (D)	Width (W)	Weight, g	Limiting Speed, RPM	Static Load, kN at 200°C	Static Load, kN at 20°C
61800 BHTS ZZ C4 200°	10	19	5	6	6000	0,47	0,53
61801 BHTS ZZ C4 200°	12	21	5	7	6000	0,85	0,95
61802 BHTS ZZ C4 200°	15	24	5	8	6000	1,12	1,25
61803 BHTS ZZ C4 200°	17	26	5	9	6000	1,30	1,45
61804 BHTS ZZ C4 200°	20	32	7	18	5600	2,01	2,24
61805 BHTS ZZ C4 200°	25	37	7	24	5400	2,52	2,80
61806 BHTS ZZ C4 200°	30	42	7	27	5000	3,00	3,35
61807 BHTS ZZ C4 200°	35	47	7	32	4800	3,20	3,60
61808 BHTS ZZ C4 200°	40	52	7	35	4400	3,80	4,25
61809 BHTS ZZ C4 200°	45	58	7	42	4000	5,04	5,60
61810 BHTS ZZ C4 200°	50	65	7	52	3600	5,60	6,30
61811 BHTS ZZ C4 200°	55	72	9	81	3200	7,60	8,50
61812 BHTS ZZ C4 200°	60	78	10	105	2800	9,90	11,0
61813 BHTS ZZ C4 200°	65	85	10	124	2600	10,8	12,0
61814 BHTS ZZ C4 200°	70	90	10	133	2000	11,2	12,5
61815 BHTS ZZ C4 200°	75	95	10	143	2000	12,0	13,4

OPERATING RANGE is the correct technical range in which can be used the bearing with good operating result.

ECONOMIC OPERATING RANGE is the range of temperature in which you can find, according to our study experience and know-how, the better relation price-quality-lifetime.

BHTS ZZ C4 200° (6000 Serie)

Ball Bearings for High Temperature



OPERATING RANGE: 30° / 200°C

ECONOMIC OPERATING RANGE: 120° / 200°C

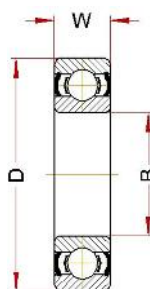
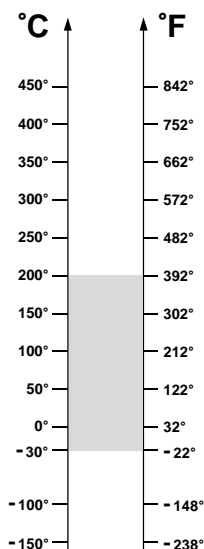
Designation	Bore (B)	Diam (D)	Width (W)	Weight, g	Limiting Speed, RPM	Static Load, kN at 200°C	Static Load, kN at 20°C
6000 BHTS ZZ C4 200°	10	26	8	20	6000	1,7	1,96
6001 BHTS ZZ C4 200°	12	28	8	25	5800	2,1	2,36
6002 BHTS ZZ C4 200°	15	32	9	30	5600	2,5	2,85
6003 BHTS ZZ C4 200°	17	35	10	40	5400	2,9	3,25
6004 BHTS ZZ C4 200°	20	42	12	69	5200	4,5	5,00
6005 BHTS ZZ C4 200°	25	47	12	80	4800	5,2	5,85
6006 BHTS ZZ C4 200°	30	55	13	120	4400	7,2	8,00
6007 BHTS ZZ C4 200°	35	62	14	160	4000	9,3	10,4
6008 BHTS ZZ C4 200°	40	68	15	190	3600	10,6	11,8
6009 BHTS ZZ C4 200°	45	75	16	250	3200	12,8	14,3
6010 BHTS ZZ C4 200°	50	80	16	260	2800	14,0	15,6
6011 BHTS ZZ C4 200°	55	90	18	390	2400	19,0	21,2
6012 BHTS ZZ C4 200°	60	95	18	420	2000	20,8	23,2
6013 BHTS ZZ C4 200°	65	100	18	440	1800	22,5	25,0
6014 BHTS ZZ C4 200°	70	110	20	600	1600	28,3	31,5
6015 BHTS ZZ C4 200°	75	115	20	640	1400	30,6	34,0
6016 BHTS ZZ C4 200°	80	125	22	850	1200	36,0	40,0
6017 BHTS ZZ C4 200°	85	130	22	890	1000	38,7	42,9
6018 BHTS ZZ C4 200°	90	140	24	1150	900	45,0	49,9
6019 BHTS ZZ C4 200°	95	145	24	1200	800	48,6	53,9
6020 BHTS ZZ C4 200°	100	150	24	1250	700	48,6	53,9

OPERATING RANGE is the correct technical range in which can be used the bearing with good operating result.

ECONOMIC OPERATING RANGE is the range of temperature in which you can find, according to our study experience and know-how, the better relation price-quality-lifetime.

BHTS ZZ C4 200° (6200 Serie)

Ball Bearings for High Temperature



OPERATING RANGE: 30° / 200°C

ECONOMIC OPERATING RANGE: 120° / 200°C


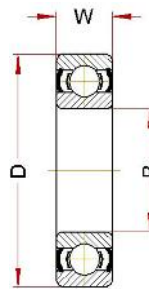
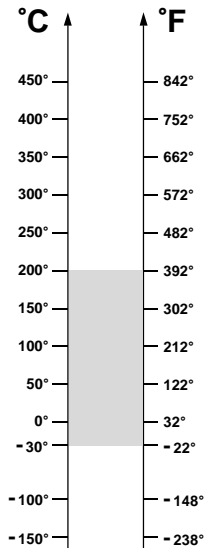
Designation	Bore (B)	Diam (D)	Width (W)	Weight, g	Limiting Speed, RPM	Static Load, kN at 200°C	Static Load, kN at 20°C
6200 BHTS ZZ C4 200°	10	30	9	30	5800	2,3	2,6
6201 BHTS ZZ C4 200°	12	32	10	37	5600	2,8	3,1
6202 BHTS ZZ C4 200°	15	35	11	45	5400	3,3	3,7
6203 BHTS ZZ C4 200°	17	40	12	65	5200	4,2	4,7
6204 BHTS ZZ C4 200°	20	47	14	110	4800	5,9	6,5
6205 BHTS ZZ C4 200°	25	52	15	130	4400	7,2	8,0
6206 BHTS ZZ C4 200°	30	62	16	200	4000	10,0	11,2
6207 BHTS ZZ C4 200°	35	72	17	290	3600	13,7	15,3
6208 BHTS ZZ C4 200°	40	80	18	370	3200	16,2	18,0
6209 BHTS ZZ C4 200°	45	85	19	410	2800	18,3	20,4
6210 BHTS ZZ C4 200°	50	90	20	460	2400	21,6	24,0
6211 BHTS ZZ C4 200°	55	100	21	610	2000	26,1	29,0
6212 BHTS ZZ C4 200°	60	110	22	780	1800	32,4	36,0
6213 BHTS ZZ C4 200°	65	120	23	990	1600	37,3	41,5
6214 BHTS ZZ C4 200°	70	125	24	1040	1400	39,6	44,0
6215 BHTS ZZ C4 200°	75	130	25	1210	1200	44,1	49,0
6216 BHTS ZZ C4 200°	80	140	26	1400	1000	49,5	55,0
6217 BHTS ZZ C4 200°	85	150	28	1800	900	57,6	64,0
6218 BHTS ZZ C4 200°	90	160	30	2150	800	66,1	73,5
6219 BHTS ZZ C4 200°	95	170	32	2600	700	73,3	81,5
6220 BHTS ZZ C4 200°	100	180	34	3150	600	83,7	93,0

OPERATING RANGE is the correct technical range in which can be used the bearing with good operating result.

ECONOMIC OPERATING RANGE is the range of temperature in which you can find, according to our study experience and know-how, the better relation price-quality-lifetime.

BHTS ZZ C4 200° (6300 Serie)

Ball Bearings for High Temperature



OPERATING RANGE: 30° / 200°C

ECONOMIC OPERATING RANGE: 120° / 200°C

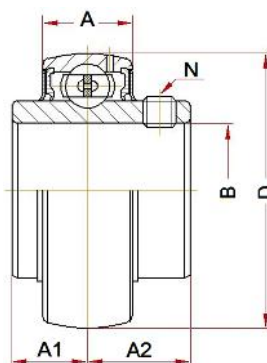
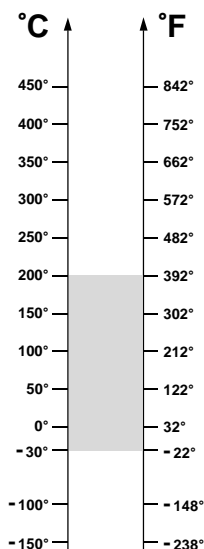
Designation	Bore (B)	Diam (D)	Width (W)	Weight, g	Limiting Speed, RPM	Static Load, kN at 200°C	Static Load, kN at 20°C
6300 BHTS ZZ C4 200°	10	35	11	52	5600	3,1	3,45
6301 BHTS ZZ C4 200°	12	37	12	60	5400	3,7	4,15
6302 BHTS ZZ C4 200°	15	42	13	80	5200	4,8	5,40
6303 BHTS ZZ C4 200°	17	47	14	120	4800	5,8	6,55
6304 BHTS ZZ C4 200°	20	52	15	140	4400	7,6	8,50
6305 BHTS ZZ C4 200°	25	62	17	225	4000	10,2	11,4
6306 BHTS ZZ C4 200°	30	72	19	350	3600	14,6	16,3
6307 BHTS ZZ C4 200°	35	80	21	450	3200	17,1	19,0
6308 BHTS ZZ C4 200°	40	90	23	620	2800	22,5	25,0
6309 BHTS ZZ C4 200°	45	100	25	830	2400	28,8	32,0
6310 BHTS ZZ C4 200°	50	110	27	1050	2000	34,2	38,0
6311 BHTS ZZ C4 200°	55	120	29	1350	1800	42,7	47,5
6312 BHTS ZZ C4 200°	60	130	31	1700	1600	46,8	52,0
6313 BHTS ZZ C4 200°	65	140	33	2100	1400	54,0	60,0
6314 BHTS ZZ C4 200°	70	150	35	2500	1200	61,2	68,0
6315 BHTS ZZ C4 200°	75	160	37	3000	1000	68,8	76,5
6316 BHTS ZZ C4 200°	80	170	39	3600	900	77,8	86,5
6317 BHTS ZZ C4 200°	85	180	41	4250	800	86,8	96,5
6318 BHTS ZZ C4 200°	90	190	43	4900	700	97,2	108
6319 BHTS ZZ C4 200°	95	200	45	5650	600	106,2	118
6320 BHTS ZZ C4 200°	100	215	47	7000	500	126,0	140

OPERATING RANGE is the correct technical range in which can be used the bearing with good operating result.

ECONOMIC OPERATING RANGE is the range of temperature in which you can find, according to our study experience and know-how, the better relation price-quality-lifetime.

BHTS ZZ C4 200° (UC Serie)

Insert Bearings for High Temperature



OPERATING RANGE: 30° / 200°C

ECONOMIC OPERATING RANGE: 120° / 200°C

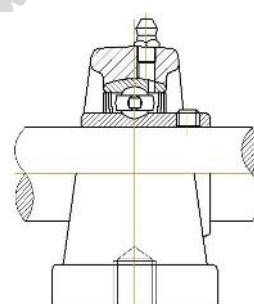
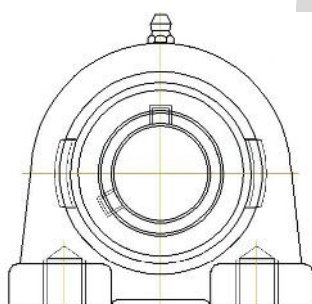

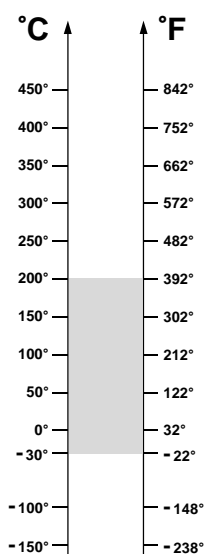
Designation	Bore (B)	Diam (D)	A	A1	A2	N	Weight, g	Limiting Speed, RPM	Static Load, kN at 200°C	Static Load, kN at 20°C
UC 201 BHTS ZZ C4 200°	12	47	13 ± 2	11,5	15,9	M6x0,75	200	1440	6,0	6,6
UC 202 BHTS ZZ C4 200°	15	47	13 ± 2	11,5	15,9	M6x0,75	200	1440	6,0	6,6
UC 203 BHTS ZZ C4 200°	17	47	13 ± 2	11,5	15,9	M6x0,75	200	1440	6,0	6,6
UC 204 BHTS ZZ C4 200°	20	47	15 ± 2	12,7	18,3	M6x0,75	250	1200	6,0	6,6
UC 205 BHTS ZZ C4 200°	25	52	16 ± 1	14,3	19,8	M6x0,75	300	1120	7,09	7,8
UC 206 BHTS ZZ C4 200°	30	62	17 ± 2	15,9	22,2	M6x0,75	350	880	10,19	11,2
UC 207 BHTS ZZ C4 200°	35	72	18 ± 2	17,5	25,4	M8x1,00	500	760	13,73	15,1
UC 208 BHTS ZZ C4 200°	40	80	19 ± 2	19,0	30,2	M8x1,00	700	680	16,55	18,2
UC 209 BHTS ZZ C4 200°	45	85	20 ± 2	19,0	30,2	M8x1,00	800	640	18,73	20,6
UC 210 BHTS ZZ C4 200°	50	90	22 ± 2	19,0	32,6	M10x1,25	900	600	21,00	23,1
UC 211 BHTS ZZ C4 200°	55	100	23 ± 2	22,2	33,4	M10x1,25	1300	536	26,37	29,0
UC 212 BHTS ZZ C4 200°	60	110	24 ± 3	25,4	39,7	M10x1,25	1700	480	29,64	32,6
UC 213 BHTS ZZ C4 200°	65	120	27 ± 5	25,4	39,7	M10x1,25	1900	424	36,19	39,8
UC 214 BHTS ZZ C4 200°	70	125	28 ± 5	30,2	44,4	M12x1,50	2100	400	40,64	44,7
UC 215 BHTS ZZ C4 200°	75	130	29 ± 5	33,3	44,5	M12x1,50	2200	384	44,73	49,2

OPERATING RANGE is the correct technical range in which can be used the bearing with good operating result.

ECONOMIC OPERATING RANGE is the range of temperature in which you can find, according to our study experience and know-how, the better relation price-quality-lifetime.

BHTS ZZ C4 200° (UCPA Serie)

Pillow Blocks for High Temperature



* For dimensions please refer to section: HOUSINGS

OPERATING RANGE: 30° / 200°C

ECONOMIC OPERATING RANGE: 120° / 200°C

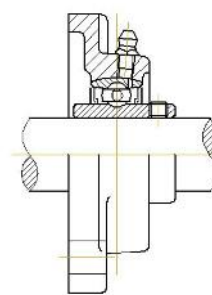
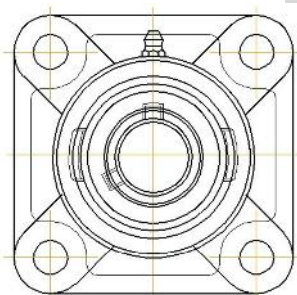

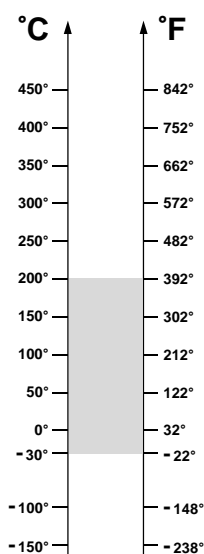
Unit code	Bearing code	Housing code
UCPA 201 BHTS ZZ C4 200°	UC 201 BHTS ZZ C4 200°	PA 204 SS
UCPA 202 BHTS ZZ C4 200°	UC 202 BHTS ZZ C4 200°	PA 204 SS
UCPA 203 BHTS ZZ C4 200°	UC 203 BHTS ZZ C4 200°	PA 204 SS
UCPA 204 BHTS ZZ C4 200°	UC 204 BHTS ZZ C4 200°	PA 204 SS
UCPA 205 BHTS ZZ C4 200°	UC 205 BHTS ZZ C4 200°	PA 205 SS
UCPA 206 BHTS ZZ C4 200°	UC 206 BHTS ZZ C4 200°	PA 206 SS
UCPA 207 BHTS ZZ C4 200°	UC 207 BHTS ZZ C4 200°	PA 207 SS
UCPA 208 BHTS ZZ C4 200°	UC 208 BHTS ZZ C4 200°	PA 208 SS
UCPA 209 BHTS ZZ C4 200°	UC 209 BHTS ZZ C4 200°	PA 209 SS
UCPA 210 BHTS ZZ C4 200°	UC 210 BHTS ZZ C4 200°	PA 210 SS

OPERATING RANGE is the correct technical range in which can be used the bearing with good operating result.

ECONOMIC OPERATING RANGE is the range of temperature in which you can find, according to our study experience and know-how, the better relation price-quality-lifetime.

BHTS ZZ C4 200° (UCF Serie)

Pillow Blocks for High Temperature



* For dimensions please refer to section: HOUSINGS

OPERATING RANGE: 30° / 200°C

ECONOMIC OPERATING RANGE: 120° / 200°C

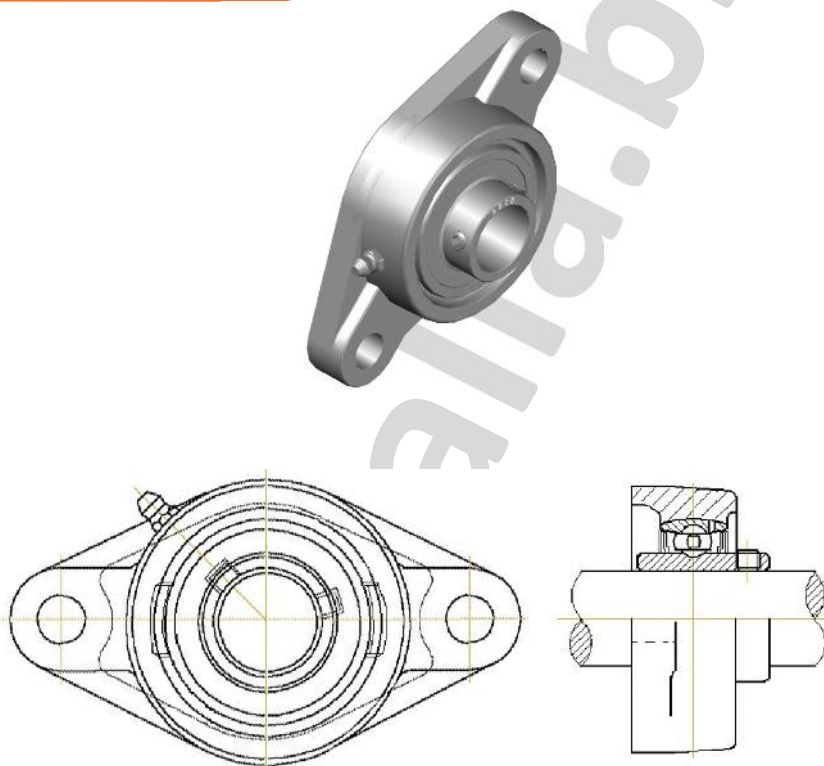
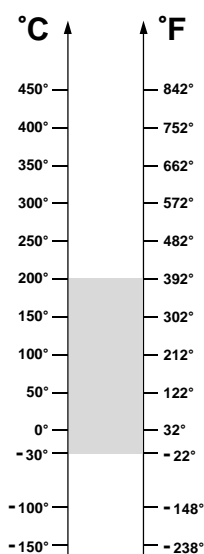
Unit code	Bearing code	Housing code
UCF 201 BHTS ZZ C4 200°	UC 201 BHTS ZZ C4 200°	F 204 SS
UCF 202 BHTS ZZ C4 200°	UC 202 BHTS ZZ C4 200°	F 204 SS
UCF 203 BHTS ZZ C4 200°	UC 203 BHTS ZZ C4 200°	F 204 SS
UCF 204 BHTS ZZ C4 200°	UC 204 BHTS ZZ C4 200°	F 204 SS
UCF 205 BHTS ZZ C4 200°	UC 205 BHTS ZZ C4 200°	F 205 SS
UCF 206 BHTS ZZ C4 200°	UC 206 BHTS ZZ C4 200°	F 206 SS
UCF 207 BHTS ZZ C4 200°	UC 207 BHTS ZZ C4 200°	F 207 SS
UCF 208 BHTS ZZ C4 200°	UC 208 BHTS ZZ C4 200°	F 208 SS
UCF 209 BHTS ZZ C4 200°	UC 209 BHTS ZZ C4 200°	F 209 SS
UCF 210 BHTS ZZ C4 200°	UC 210 BHTS ZZ C4 200°	F 210 SS
UCF 211 BHTS ZZ C4 200°	UC 211 BHTS ZZ C4 200°	F 211 SS
UCF 212 BHTS ZZ C4 200°	UC 212 BHTS ZZ C4 200°	F 212 SS
UCF 213 BHTS ZZ C4 200°	UC 213 BHTS ZZ C4 200°	F 213 SS
UCF 214 BHTS ZZ C4 200°	UC 214 BHTS ZZ C4 200°	F 214 SS
UCF 215 BHTS ZZ C4 200°	UC 215 BHTS ZZ C4 200°	F 215 SS

OPERATING RANGE is the correct technical range in which can be used the bearing with good operating result.

ECONOMIC OPERATING RANGE is the range of temperature in which you can find, according to our study experience and know-how, the better relation price-quality-lifetime.

BHTS ZZ C4 200° (UCFL Serie)

Pillow Blocks for High Temperature



* For dimensions please refer to section: HOUSINGS

OPERATING RANGE: 30° / 200°C

ECONOMIC OPERATING RANGE: 120° / 200°C

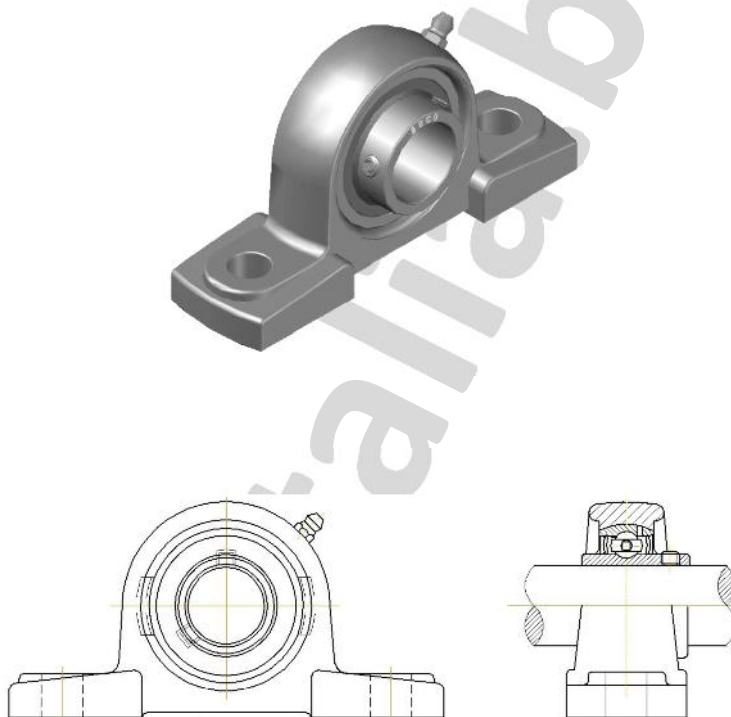
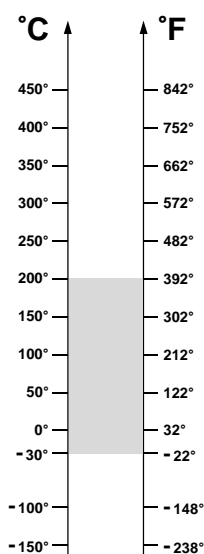
Unit code	Bearing code	Housing code
UCFL 201 BHTS ZZ C4 200°	UC 201 BHTS ZZ C4 200°	FL 204 SS
UCFL 202 BHTS ZZ C4 200°	UC 202 BHTS ZZ C4 200°	FL 204 SS
UCFL 203 BHTS ZZ C4 200°	UC 203 BHTS ZZ C4 200°	FL 204 SS
UCFL 204 BHTS ZZ C4 200°	UC 204 BHTS ZZ C4 200°	FL 204 SS
UCFL 205 BHTS ZZ C4 200°	UC 205 BHTS ZZ C4 200°	FL 205 SS
UCFL 206 BHTS ZZ C4 200°	UC 206 BHTS ZZ C4 200°	FL 206 SS
UCFL 207 BHTS ZZ C4 200°	UC 207 BHTS ZZ C4 200°	FL 207 SS
UCFL 208 BHTS ZZ C4 200°	UC 208 BHTS ZZ C4 200°	FL 208 SS
UCFL 209 BHTS ZZ C4 200°	UC 209 BHTS ZZ C4 200°	FL 209 SS
UCFL 210 BHTS ZZ C4 200°	UC 210 BHTS ZZ C4 200°	FL 210 SS
UCFL 211 BHTS ZZ C4 200°	UC 211 BHTS ZZ C4 200°	FL 211 SS
UCFL 212 BHTS ZZ C4 200°	UC 212 BHTS ZZ C4 200°	FL 212 SS

OPERATING RANGE is the correct technical range in which can be used the bearing with good operating result.

ECONOMIC OPERATING RANGE is the range of temperature in which you can find, according to our study experience and know-how, the better relation price-quality-lifetime.

BHTS ZZ C4 200° (UCP Serie)

Pillow Blocks for High Temperature



* For dimensions please refer to section: HOUSINGS

OPERATING RANGE: 30° / 200°C

ECONOMIC OPERATING RANGE: 120° / 200°C

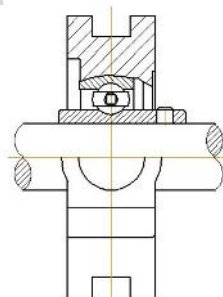
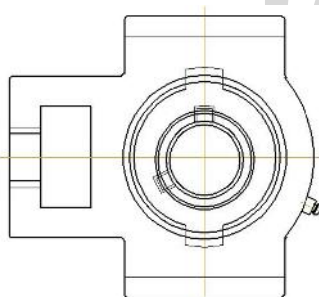

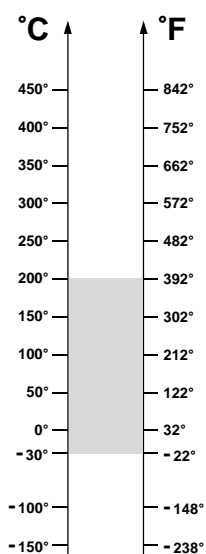
Unit code	Bearing code	Housing code
UCP 201 BHTS ZZ C4 200°	UC 201 BHTS ZZ C4 200°	P 204 SS
UCP 202 BHTS ZZ C4 200°	UC 202 BHTS ZZ C4 200°	P 204 SS
UCP 203 BHTS ZZ C4 200°	UC 203 BHTS ZZ C4 200°	P 204 SS
UCP 204 BHTS ZZ C4 200°	UC 204 BHTS ZZ C4 200°	P 204 SS
UCP 205 BHTS ZZ C4 200°	UC 205 BHTS ZZ C4 200°	P 205 SS
UCP 206 BHTS ZZ C4 200°	UC 206 BHTS ZZ C4 200°	P 206 SS
UCP 207 BHTS ZZ C4 200°	UC 207 BHTS ZZ C4 200°	P 207 SS
UCP 208 BHTS ZZ C4 200°	UC 208 BHTS ZZ C4 200°	P 208 SS
UCP 209 BHTS ZZ C4 200°	UC 209 BHTS ZZ C4 200°	P 209 SS
UCP 210 BHTS ZZ C4 200°	UC 210 BHTS ZZ C4 200°	P 210 SS
UCP 211 BHTS ZZ C4 200°	UC 211 BHTS ZZ C4 200°	P 211 SS
UCP 212 BHTS ZZ C4 200°	UC 212 BHTS ZZ C4 200°	P 212 SS
UCP 213 BHTS ZZ C4 200°	UC 213 BHTS ZZ C4 200°	P 213 SS
UCP 214 BHTS ZZ C4 200°	UC 214 BHTS ZZ C4 200°	P 214 SS
UCP 215 BHTS ZZ C4 200°	UC 215 BHTS ZZ C4 200°	P 215 SS

OPERATING RANGE is the correct technical range in which can be used the bearing with good operating result.

ECONOMIC OPERATING RANGE is the range of temperature in which you can find, according to our study experience and know-how, the better relation price-quality-lifetime.

BHTS ZZ C4 200° (UCT Serie)

Pillow Blocks for High Temperature



* For dimensions please refer to section: HOUSINGS

OPERATING RANGE: 30° / 200°C

ECONOMIC OPERATING RANGE: 120° / 200°C

Unit code	Bearing code	Housing code
UCT 201 BHTS ZZ C4 200°	UC 201 BHTS ZZ C4 200°	T 204 SS
UCT 202 BHTS ZZ C4 200°	UC 202 BHTS ZZ C4 200°	T 204 SS
UCT 203 BHTS ZZ C4 200°	UC 203 BHTS ZZ C4 200°	T 204 SS
UCT 204 BHTS ZZ C4 200°	UC 204 BHTS ZZ C4 200°	T 204 SS
UCT 205 BHTS ZZ C4 200°	UC 205 BHTS ZZ C4 200°	T 205 SS
UCT 206 BHTS ZZ C4 200°	UC 206 BHTS ZZ C4 200°	T 206 SS
UCT 207 BHTS ZZ C4 200°	UC 207 BHTS ZZ C4 200°	T 207 SS
UCT 208 BHTS ZZ C4 200°	UC 208 BHTS ZZ C4 200°	T 208 SS
UCT 209 BHTS ZZ C4 200°	UC 209 BHTS ZZ C4 200°	T 209 SS
UCT 210 BHTS ZZ C4 200°	UC 210 BHTS ZZ C4 200°	T 210 SS
UCT 211 BHTS ZZ C4 200°	UC 211 BHTS ZZ C4 200°	T 211 SS
UCT 212 BHTS ZZ C4 200°	UC 212 BHTS ZZ C4 200°	T 212 SS

OPERATING RANGE is the correct technical range in which can be used the bearing with good operating result.

ECONOMIC OPERATING RANGE is the range of temperature in which you can find, according to our study experience and know-how, the better relation price-quality-lifetime.



BHTS 2RS C4 VT 220°

Ball Bearings for High Temperature

The BHTS 2RS C4 VT 220° ball bearings are designed on the dimension of standard bearing, but with appropriate treatment of stabilization, radial clearance, grease and special Viton seals, that make them suitable to operate from 40° to +220°C.

Their operating range is extremely wide and covers many areas of application, in particular, the BHTS 2RS C4 VT 220° bearings allow a wide range of safety in all applications where it can also occur temporarily and for reason not dependent on the will of the designer, occasional phenomena of overheating.

The current globalization trend in supply often creates situations of products application not predictable and not calculable, the BHTS 2RS C4 VT 220° bearing allows total security, impossible with standard products.

Viton seals can resist many types of acids, however the bearing BHTS 2RS C4 VT 220° is designed exclusively for application in high temperature, it cannot resist acid environment. Therefore, for the extreme applications, as high temperature and the presence of acids we have a customized solution high temperature stainless steel bearing available with Viton seals.

Technical characteristics:

Bearing material: steel AISI 52100 (Chrome) stabilized to the application

Radial Clearance C4

Seals 2RS in steel with vulcanized rubber for 220°C Viton

Lubricated for life with PTFE based on silicone free grease for temperatures up to 280°C (with a drop point above 400°C)

Do not need additional lubrication

Fields of application:

Air conveyors

Industrial Fans

Packaging machinery

Steel industry

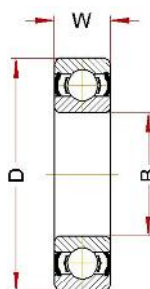
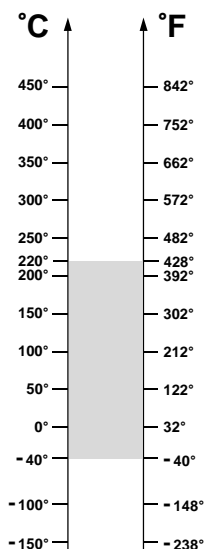
Ceramic industry

Papermaking industry



BHTS 2RS C4 VT 220° (6000 Serie)

Ball Bearings for High Temperature



OPERATING RANGE: 40° / 220°C

ECONOMIC OPERATING RANGE: 150° / 220°C

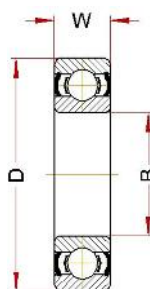
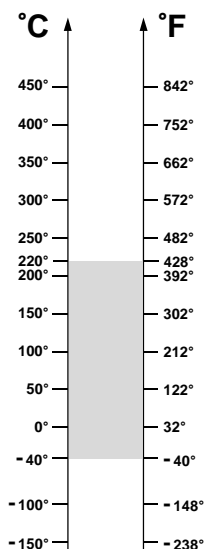
Designation	Bore (B)	Diam (D)	Width (W)	Weight, g	Limiting Speed, RPM	Static Load, kN at 220°C	Static Load, kN at 20°C
6000 BHTS 2RS C4 VT 220°	10	26	8	20	4200	1,50	1,96
6001 BHTS 2RS C4 VT 220°	12	28	8	25	4060	1,79	2,36
6002 BHTS 2RS C4 VT 220°	15	32	9	30	3920	2,13	2,85
6003 BHTS 2RS C4 VT 220°	17	35	10	40	3780	2,46	3,25
6004 BHTS 2RS C4 VT 220°	20	42	12	69	3640	3,83	5,00
6005 BHTS 2RS C4 VT 220°	25	47	12	80	3360	4,42	5,85
6006 BHTS 2RS C4 VT 220°	30	55	13	120	3080	6,11	8,00
6007 BHTS 2RS C4 VT 220°	35	62	14	160	2800	7,91	10,4
6008 BHTS 2RS C4 VT 220°	40	68	15	190	2520	9,01	11,8
6009 BHTS 2RS C4 VT 220°	45	75	16	250	2240	10,8	14,3
6010 BHTS 2RS C4 VT 220°	50	80	16	260	1960	11,9	15,6
6011 BHTS 2RS C4 VT 220°	55	90	18	390	1680	16,1	21,2
6012 BHTS 2RS C4 VT 220°	60	95	18	420	1400	17,1	23,2
6013 BHTS 2RS C4 VT 220°	65	100	18	440	1260	18,1	25,0
6014 BHTS 2RS C4 VT 220°	70	110	20	600	1120	22,8	31,5
6015 BHTS 2RS C4 VT 220°	75	115	20	640	980	24,0	34,0

OPERATING RANGE is the correct technical range in which can be used the bearing with good operating result.

ECONOMIC OPERATING RANGE is the range of temperature in which you can find, according to our study experience and know-how, the better relation price-quality-lifetime.

BHTS 2RS C4 VT 220° (6200 Serie)

Ball Bearings for High Temperature



OPERATING RANGE: 40° / 220°C

ECONOMIC OPERATING RANGE: 150° / 220°C

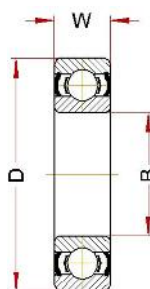
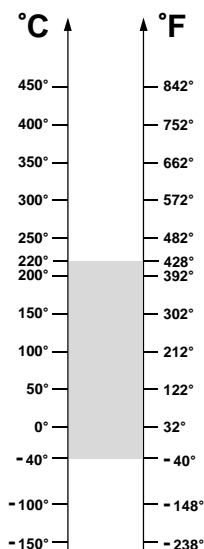
Designation	Bore (B)	Diam (D)	Width (W)	Weight, g	Limiting Speed, RPM	Static Load, kN at 220°C	Static Load, kN at 20°C
6200 BHTS 2RS C4 VT 220°	10	30	9	30	4060	1,96	2,60
6201 BHTS 2RS C4 VT 220°	12	32	10	37	3920	2,38	3,10
6202 BHTS 2RS C4 VT 220°	15	35	11	45	3780	2,81	3,75
6203 BHTS 2RS C4 VT 220°	17	40	12	65	3640	3,57	4,75
6204 BHTS 2RS C4 VT 220°	20	47	14	110	3360	5,02	6,55
6205 BHTS 2RS C4 VT 220°	25	52	15	130	3080	6,12	8,00
6206 BHTS 2RS C4 VT 220°	30	62	16	200	2800	8,50	11,2
6207 BHTS 2RS C4 VT 220°	35	72	17	290	2520	11,6	15,3
6208 BHTS 2RS C4 VT 220°	40	80	18	370	2240	13,7	18,0
6209 BHTS 2RS C4 VT 220°	45	85	19	410	1960	15,5	20,4
6210 BHTS 2RS C4 VT 220°	50	90	20	460	1680	18,3	24,0
6211 BHTS 2RS C4 VT 220°	55	100	21	610	1400	22,1	29,0
6212 BHTS 2RS C4 VT 220°	60	110	22	780	1260	27,5	36,0
6213 BHTS 2RS C4 VT 220°	65	120	23	990	1120	31,7	41,5
6214 BHTS 2RS C4 VT 220°	70	125	24	1040	980	33,6	44,0
6215 BHTS 2RS C4 VT 220°	75	130	25	1210	840	37,4	49,0

OPERATING RANGE is the correct technical range in which can be used the bearing with good operating result.

ECONOMIC OPERATING RANGE is the range of temperature in which you can find, according to our study experience and know-how, the better relation price-quality-lifetime.

BHTS 2RS C4 VT 220° (6300 Serie)

Ball Bearings for High Temperature



OPERATING RANGE: 40° / 220°C

ECONOMIC OPERATING RANGE: 150° / 220°C

Designation	Bore (B)	Diam (D)	Width (W)	Weight, g	Limiting Speed, RPM	Static Load, kN at 220°C	Static Load, kN at 20°C
6300 BHTS 2RS C4 VT 220°	10	35	11	52	3920	2,64	3,45
6301 BHTS 2RS C4 VT 220°	12	37	12	60	3780	3,15	4,15
6302 BHTS 2RS C4 VT 220°	15	42	13	80	3640	4,08	5,40
6303 BHTS 2RS C4 VT 220°	17	47	14	120	3360	4,93	6,55
6304 BHTS 2RS C4 VT 220°	20	52	15	140	3080	6,40	8,50
6305 BHTS 2RS C4 VT 220°	25	62	17	225	2800	8,67	11,4
6306 BHTS 2RS C4 VT 220°	30	72	19	350	2520	12,5	16,3
6307 BHTS 2RS C4 VT 220°	35	80	21	450	2240	14,5	19,0
6308 BHTS 2RS C4 VT 220°	40	90	23	620	1960	19,1	25,0
6309 BHTS 2RS C4 VT 220°	45	100	25	830	1680	24,5	32,0
6310 BHTS 2RS C4 VT 220°	50	110	27	1050	1400	29,1	38,0
6311 BHTS 2RS C4 VT 220°	55	120	29	1350	1260	36,3	47,5
6312 BHTS 2RS C4 VT 220°	60	130	31	1700	1120	39,8	52,0
6313 BHTS 2RS C4 VT 220°	65	140	33	2100	980	45,9	60,0
6314 BHTS 2RS C4 VT 220°	70	150	35	2500	840	52,0	68,0
6315 BHTS 2RS C4 VT 220°	75	160	37	3000	700	58,5	76,5

OPERATING RANGE is the correct technical range in which can be used the bearing with good operating result.

ECONOMIC OPERATING RANGE is the range of temperature in which you can find, according to our study experience and know-how, the better relation price-quality-lifetime.



BHTS ZZ C4 220°-250°

Ball Bearings for High Temperature

The BHTS ZZ C4 220°-250° ball bearings are designed on the dimension of standard bearing, but with appropriate treatment of stabilization, radial clearance, grease and ZZ shields, that make them suitable to operate from -40° to between +220° and +250°C.

Their operating range is extremely wide and covers many areas of application, in particular, the BHTS ZZ C4 220°-250° bearings allow a unique range of safety in all applications where it can also occur temporarily and for reason not dependent on the will of the designer, occasional phenomena of overheating.

The current globalization trend in supply often creates situations of products application not predictable and not calculable, the BHTS ZZ C4 220°-250° bearing allows total security, impossible with standard products and allows safe use up to 250°C.

BHTS ZZ C4 220°-250°, is exactly identical to the BHTS 2RS C4 VT 220° with the only difference of having the ZZ shields which allow a considerable cost savings compared to sheet steel with Viton seal.

Technical characteristics:

Bearing material: steel AISI 52100 (Chrome) stabilized to the application

Radial Clearance C4

Shields type ZZ

Lubricated for life with PTFE based on silicone free grease for temperatures up to 280°C (with a drop point above 400°C)

Do not need additional lubrication

Fields of application:

Air conveyors

Industrial Fans

Packaging machinery

Steel industry

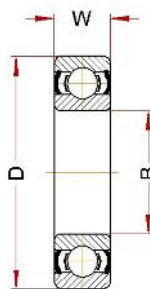
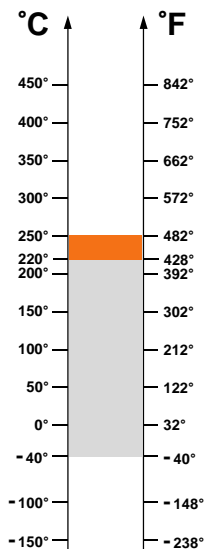
Ceramic industry

Papermaking industry



BHTS ZZ C4 220°-250° (6000 Serie)

Ball Bearings for High Temperature



OPERATING RANGE: 40°/220°C

ECONOMIC OPERATING RANGE: 150°/220°C

SHORT-TIME OPERATING RANGE: 220°/250°C

Designation	Bore (B)	Diam (D)	Width (W)	Weight, g	Limiting Speed, RPM	Static Load, kN at 250°C	Static Load, kN at 20°C
6000 BHTS ZZ C4 220°-250°	10	26	8	20	4200	1,50	1,96
6001 BHTS ZZ C4 220°-250°	12	28	8	25	4060	1,79	2,36
6002 BHTS ZZ C4 220°-250°	15	32	9	30	3920	2,13	2,85
6003 BHTS ZZ C4 220°-250°	17	35	10	40	3780	2,46	3,25
6004 BHTS ZZ C4 220°-250°	20	42	12	69	3640	3,83	5,00
6005 BHTS ZZ C4 220°-250°	25	47	12	80	3360	4,42	5,85
6006 BHTS ZZ C4 220°-250°	30	55	13	120	3080	6,12	8,00
6007 BHTS ZZ C4 220°-250°	35	62	14	160	2800	7,91	10,4
6008 BHTS ZZ C4 220°-250°	40	68	15	190	2520	9,01	11,8
6009 BHTS ZZ C4 220°-250°	45	75	16	250	2240	10,8	14,3
6010 BHTS ZZ C4 220°-250°	50	80	16	260	1960	11,9	15,6
6011 BHTS ZZ C4 220°-250°	55	90	18	390	1680	16,1	21,2
6012 BHTS ZZ C4 220°-250°	60	95	18	420	1400	17,1	23,2
6013 BHTS ZZ C4 220°-250°	65	100	18	440	1260	19,1	25,0
6014 BHTS ZZ C4 220°-250°	70	110	20	600	1120	22,8	31,5
6015 BHTS ZZ C4 220°-250°	75	115	20	640	980	24,0	34,0


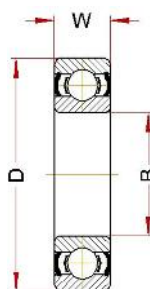
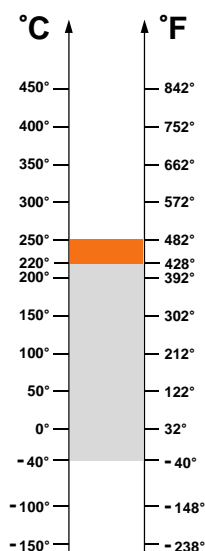
OPERATING RANGE is the correct technical range in which can be used the bearing with good operating result.

ECONOMIC OPERATING RANGE is the range of temperature in which you can find, according to our study experience and know-how, the better relation price-quality-lifetime.

SHORT-TIME OPERATING RANGE is the range in which the bearing can be used for few minutes but not for permanent use.

BHTS ZZ C4 220°-250° (6200 Serie)

Ball Bearings for High Temperature



OPERATING RANGE: 40°/220°C

ECONOMIC OPERATING RANGE: 150°/220°C

SHORT-TIME OPERATING RANGE: 220°/250°C

Designation	Bore (B)	Diam (D)	Width (W)	Weight, g	Limiting Speed, RPM	Static Load, kN at 250°C	Static Load, kN at 20°C
6200 BHTS ZZ C4 220°-250°	10	30	9	30	4060	1,96	2,60
6201 BHTS ZZ C4 220°-250°	12	32	10	37	3920	2,38	3,10
6202 BHTS ZZ C4 220°-250°	15	35	11	48	3780	2,81	3,75
6203 BHTS ZZ C4 220°-250°	17	40	12	65	3640	3,57	4,75
6204 BHTS ZZ C4 220°-250°	20	47	14	110	3360	5,02	6,55
6205 BHTS ZZ C4 220°-250°	25	52	15	130	3080	6,12	8,00
6206 BHTS ZZ C4 220°-250°	30	62	16	200	2800	8,50	11,2
6207 BHTS ZZ C4 220°-250°	35	72	17	290	2520	11,65	15,3
6208 BHTS ZZ C4 220°-250°	40	80	18	370	2240	13,77	18,0
6209 BHTS ZZ C4 220°-250°	45	85	19	410	1960	15,56	20,4
6210 BHTS ZZ C4 220°-250°	50	90	20	460	1680	18,36	24,0
6211 BHTS ZZ C4 220°-250°	55	100	21	610	1400	22,19	29,0
6212 BHTS ZZ C4 220°-250°	60	110	22	780	1260	27,34	36,0
6213 BHTS ZZ C4 220°-250°	65	120	23	990	1120	31,71	41,5
6214 BHTS ZZ C4 220°-250°	70	125	24	1040	980	33,66	44,0
6215 BHTS ZZ C4 220°-250°	75	130	25	1210	840	37,49	49,0


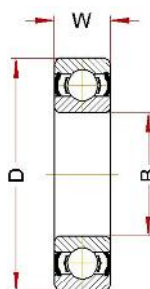
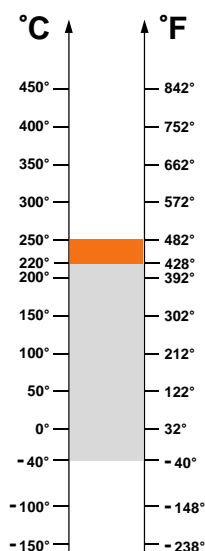
OPERATING RANGE is the correct technical range in which can be used the bearing with good operating result.

ECONOMIC OPERATING RANGE is the range of temperature in which you can find, according to our study experience and know-how, the better relation price-quality-lifetime.

SHORT-TIME OPERATING RANGE is the range in which the bearing can be used for few minutes but not for permanent use.

BHTS ZZ C4 220°-250° (6300 Serie)

Ball Bearings for High Temperature



OPERATING RANGE: 40°/220°C

ECONOMIC OPERATING RANGE: 150°/220°C

SHORT-TIME OPERATING RANGE: 220°/250°C

Designation	Bore (B)	Diam (D)	Width (W)	Weight, g	Limiting Speed, RPM	Static Load, kN at 250°C	Static Load, kN at 20°C
6300 BHTS ZZ C4 220°-250°	10	35	11	52	3920	2,64	3,45
6301 BHTS ZZ C4 220°-250°	12	37	12	60	3780	3,15	4,15
6302 BHTS ZZ C4 220°-250°	15	42	13	80	3640	4,08	5,40
6303 BHTS ZZ C4 220°-250°	17	47	14	120	3360	4,93	6,55
6304 BHTS ZZ C4 220°-250°	20	52	15	140	3080	6,40	8,50
6305 BHTS ZZ C4 220°-250°	25	62	17	225	2800	8,67	11,4
6306 BHTS ZZ C4 220°-250°	30	72	19	350	2520	12,4	16,3
6307 BHTS ZZ C4 220°-250°	35	80	21	450	2240	14,5	19,0
6308 BHTS ZZ C4 220°-250°	40	90	23	620	1960	19,1	25,0
6309 BHTS ZZ C4 220°-250°	45	100	25	830	1680	24,3	32,0
6310 BHTS ZZ C4 220°-250°	50	110	27	1050	1400	29,1	38,0
6311 BHTS ZZ C4 220°-250°	55	120	29	1350	1260	36,3	47,5
6312 BHTS ZZ C4 220°-250°	60	130	31	1700	1120	39,8	52,0
6313 BHTS ZZ C4 220°-250°	65	140	33	2100	980	45,9	60,0
6314 BHTS ZZ C4 220°-250°	70	150	35	2500	840	52,0	68,0
6315 BHTS ZZ C4 220°-250°	75	160	37	3000	700	58,5	76,5

OPERATING RANGE is the correct technical range in which can be used the bearing with good operating result.

ECONOMIC OPERATING RANGE is the range of temperature in which you can find, according to our study experience and know-how, the better relation price-quality-lifetime.

SHORT-TIME OPERATING RANGE is the range in which the bearing can be used for few minutes but not for permanent use.



BHTS 2RS VT 250°-280°

Ball Bearings for High Temperature

The BHTS 2RS VT 250°-280° ball bearings are designed on the dimension of standard bearing, but with appropriate treatment of stabilization, surface treatment, radial clearance, grease and special Viton seals, that make them suitable to operate from -40° to between +250° and +280°C. Their recommended range of application is between 180° and 250°C. The dual display of 250°- 280° was designed to clearly indicate that the bearing is effectively a bearing for 280°C, but the Viton seals have a reduction of duration in excess of 250°C, for which the bearing achieves its best performance in the above mentioned range of 180° to 250°C.

Below 220°C, the BHTS 2RS C4 VT 220° bearings are available, which are cheaper and also allow much higher rotational speed. The range BHTS 2RS VT 250°-280° replaces BHTS ZZ 280°, which shows the same functional, structural characteristics, but with significantly lower levels of protection against weather conditions.

Viton seals can resist many types of acids, however the bearing BHTS 2RS VT 250°-280° is designed exclusively for application in high temperature, it cannot resist acid environment. Therefore, for the extreme applications, as high temperature and the presence of acids we have a customized solution high temperature stainless steel bearing available with Viton seals.

Technical characteristics:

Bearing material: steel AISI 52100 (Chrome) stabilized to the application

Treatment of manganese phosphate coating on all steel parts of the bearing

Radial Clearance 4xC5

Seals 2RS Viton

Lubricated for life with PTFE based on silicone free grease for temperatures up to 280°C (with a drop point above 400°C)

Do not need additional lubrication

Fields of application:

Paint Ovens

Steel industry

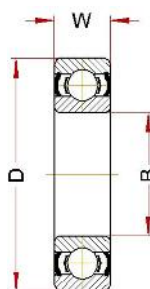
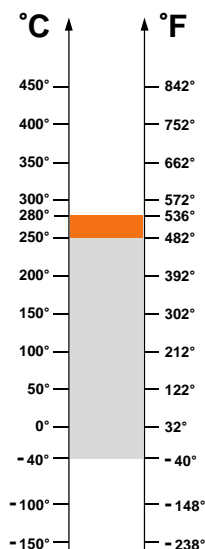
Furnaces for Ceramic Industry

Trolley Industry, Trolley for Brick Kilns Industry



BHTS 2RS VT 250°-280° (6000 Serie)

Ball Bearings for High Temperature



OPERATING RANGE: 40°/250°C

ECONOMIC OPERATING RANGE: 180°/250°C

SHORT-TIME OPERATING RANGE: 250°/280°C

Designation	Bore (B)	Diam (D)	Width (W)	Weight, g	Limiting Speed, RPM	Static Load, kN at 280°C	Static Load, kN at 20°C
6000 BHTS 2RS VT 250°-280°	10	26	8	20	2240	1,40	1,96
6001 BHTS 2RS VT 250°-280°	12	28	8	25	2080	1,69	2,36
6002 BHTS 2RS VT 250°-280°	15	32	9	30	1920	2,04	2,85
6003 BHTS 2RS VT 250°-280°	17	35	10	40	1760	2,33	3,25
6004 BHTS 2RS VT 250°-280°	20	42	12	69	1600	3,58	5,00
6005 BHTS 2RS VT 250°-280°	25	47	12	80	1360	4,18	5,85
6006 BHTS 2RS VT 250°-280°	30	55	13	120	1040	5,72	8,00
6007 BHTS 2RS VT 250°-280°	35	62	14	160	880	7,43	10,4
6008 BHTS 2RS VT 250°-280°	40	68	15	190	800	8,43	11,8
6009 BHTS 2RS VT 250°-280°	45	75	16	250	720	10,22	14,3
6010 BHTS 2RS VT 250°-280°	50	80	16	260	680	11,14	15,6
6011 BHTS 2RS VT 250°-280°	55	90	18	390	600	15,14	21,2
6012 BHTS 2RS VT 250°-280°	60	95	18	420	560	16,57	23,2
6013 BHTS 2RS VT 250°-280°	65	100	18	440	504	17,86	25,0
6014 BHTS 2RS VT 250°-280°	70	110	20	600	480	22,50	31,5

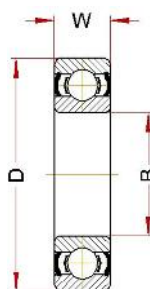
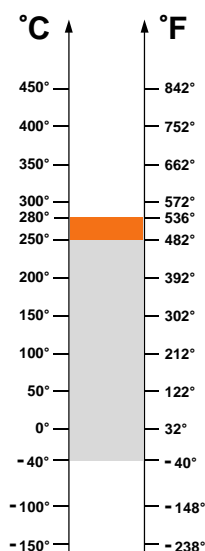
OPERATING RANGE is the correct technical range in which can be used the bearing with good operating result.

ECONOMIC OPERATING RANGE is the range of temperature in which you can find, according to our study experience and know-how, the better relation price-quality-lifetime.

SHORT-TIME OPERATING RANGE is the range in which the bearing can be used for few minutes but not for permanent use.

BHTS 2RS VT 250°-280° (6200 Serie)

Ball Bearings for High Temperature



OPERATING RANGE: 40°/250°C

ECONOMIC OPERATING RANGE: 180°/250°C

SHORT-TIME OPERATING RANGE: 250°/280°C

Designation	Bore (B)	Diam (D)	Width (W)	Weight, g	Limiting Speed, RPM	Static Load, kN at 280°C	Static Load, kN at 20°C
6200 BHTS 2RS VT 250°-280°	10	30	9	30	2080	1,86	2,60
6201 BHTS 2RS VT 250°-280°	12	32	10	37	1920	2,22	3,10
6202 BHTS 2RS VT 250°-280°	15	35	11	45	1600	2,68	3,75
6203 BHTS 2RS VT 250°-280°	17	40	12	65	1440	3,39	4,75
6204 BHTS 2RS VT 250°-280°	20	47	14	110	1200	4,68	6,55
6205 BHTS 2RS VT 250°-280°	25	52	15	130	1120	5,71	8,00
6206 BHTS 2RS VT 250°-280°	30	62	16	200	880	8,00	11,2
6207 BHTS 2RS VT 250°-280°	35	72	17	290	760	10,93	15,3
6208 BHTS 2RS VT 250°-280°	40	80	18	370	680	12,86	18,0
6209 BHTS 2RS VT 250°-280°	45	85	19	410	640	14,57	20,4
6210 BHTS 2RS VT 250°-280°	50	90	20	460	600	17,14	24,0
6211 BHTS 2RS VT 250°-280°	55	100	21	610	536	20,71	29,0
6212 BHTS 2RS VT 250°-280°	60	110	22	780	480	25,71	36,0
6213 BHTS 2RS VT 250°-280°	65	120	23	990	424	29,64	41,5
6214 BHTS 2RS VT 250°-280°	70	125	24	1040	400	31,43	44,0

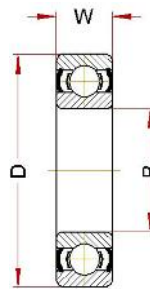
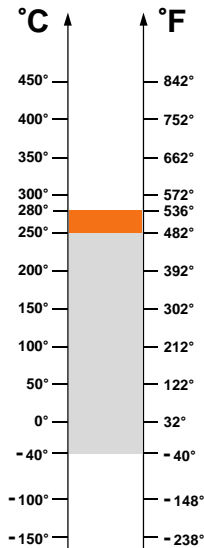
OPERATING RANGE is the correct technical range in which can be used the bearing with good operating result.

ECONOMIC OPERATING RANGE is the range of temperature in which you can find, according to our study experience and know-how, the better relation price-quality-lifetime.

SHORT-TIME OPERATING RANGE is the range in which the bearing can be used for few minutes but not for permanent use.

BHTS 2RS VT 250°-280° (6300 Serie)

Ball Bearings for High Temperature



OPERATING RANGE: 40°/250°C

ECONOMIC OPERATING RANGE: 180°/250°C

SHORT-TIME OPERATING RANGE: 250°/280°C

Designation	Bore (B)	Diam (D)	Width (W)	Weight, g	Limiting Speed, RPM	Static Load, kN at 280°C	Static Load, kN at 20°C
6300 BHTS 2RS VT 250°-280°	10	35	11	52	1760	2,46	3,45
6301 BHTS 2RS VT 250°-280°	12	37	12	60	1600	2,96	4,15
6302 BHTS 2RS VT 250°-280°	15	42	13	80	1440	3,86	5,40
6303 BHTS 2RS VT 250°-280°	17	47	14	120	1280	4,68	6,55
6304 BHTS 2RS VT 250°-280°	20	52	15	140	1120	6,07	8,50
6305 BHTS 2RS VT 250°-280°	25	62	17	225	880	8,14	11,4
6306 BHTS 2RS VT 250°-280°	30	72	19	350	760	11,64	16,3
6307 BHTS 2RS VT 250°-280°	35	80	21	450	680	13,57	19,0
6308 BHTS 2RS VT 250°-280°	40	90	23	620	600	17,86	25,0
6309 BHTS 2RS VT 250°-280°	45	100	25	830	536	22,86	32,0
6310 BHTS 2RS VT 250°-280°	50	110	27	1050	480	27,14	38,0
6311 BHTS 2RS VT 250°-280°	55	120	29	1350	424	33,93	47,5
6312 BHTS 2RS VT 250°-280°	60	130	31	1700	400	37,14	52,0
6313 BHTS 2RS VT 250°-280°	65	140	33	2100	360	42,86	60,0
6314 BHTS 2RS VT 250°-280°	70	150	35	2500	344	32,86	68,0
6315 BHTS 2RS VT 250°-280°	75	160	37	3000	320	54,64	76,5

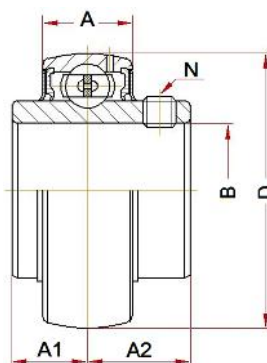
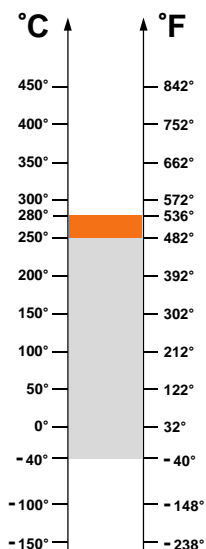
OPERATING RANGE is the correct technical range in which can be used the bearing with good operating result.

ECONOMIC OPERATING RANGE is the range of temperature in which you can find, according to our study experience and know-how, the better relation price-quality-lifetime.

SHORT-TIME OPERATING RANGE is the range in which the bearing can be used for few minutes but not for permanent use.

BHTS 2RS VT 250°-280° (UC Serie)

Insert Bearings for High Temperature



OPERATING RANGE: 40°/250°C

ECONOMIC OPERATING RANGE: 180°/250°C

SHORT-TIME OPERATING RANGE: 250°/280°C

Designation	Bore (B)	Diam (D)	A	A1	A2	N	Weight, g	Limiting Speed, RPM	Static Load, kN at 280°C	Static Load, kN at 20°C
UC 201 BHTS 2RS VT 250°-280°	12	47	13 ± 2	11,5	15,9	M6x0,75	200	1440	4,72	6,6
UC 202 BHTS 2RS VT 250°-280°	15	47	13 ± 2	11,5	15,9	M6x0,75	200	1440	4,72	6,6
UC 203 BHTS 2RS VT 250°-280°	17	47	13 ± 2	11,5	15,9	M6x0,75	200	1440	4,72	6,6
UC 204 BHTS 2RS VT 250°-280°	20	47	15 ± 2	12,7	18,3	M6x0,75	250	1200	4,72	6,6
UC 205 BHTS 2RS VT 250°-280°	25	52	16 ± 1	14,3	19,8	M6x0,75	300	1120	5,58	7,8
UC 206 BHTS 2RS VT 250°-280°	30	62	17 ± 2	15,9	22,2	M6x0,75	350	880	8,00	11,2
UC 207 BHTS 2RS VT 250°-280°	35	72	18 ± 2	17,5	25,4	M8x1,00	500	760	10,7	15,1
UC 208 BHTS 2RS VT 250°-280°	40	80	19 ± 2	19,0	30,2	M8x1,00	700	680	13,0	18,2
UC 209 BHTS 2RS VT 250°-280°	45	85	20 ± 2	19,0	30,2	M8x1,00	800	640	14,7	20,6
UC 210 BHTS 2RS VT 250°-280°	50	90	22 ± 2	19,0	32,6	M10x1,25	900	600	16,5	23,1
UC 211 BHTS 2RS VT 250°-280°	55	100	23 ± 2	22,2	33,4	M10x1,25	1300	536	20,7	29,0
UC 212 BHTS 2RS VT 250°-280°	60	110	24 ± 3	25,4	39,7	M10x1,25	1700	480	25,3	32,6
UC 213 BHTS 2RS VT 250°-280°	65	120	27 ± 5	25,4	39,7	M10x1,25	1900	424	28,4	39,8
UC 214 BHTS 2RS VT 250°-280°	70	125	28 ± 5	30,2	44,4	M12x1,50	2100	400	31,9	44,7
UC 215 BHTS 2RS VT 250°-280°	75	130	29 ± 5	33,3	44,5	M12x1,50	2200	384	35,1	49,2

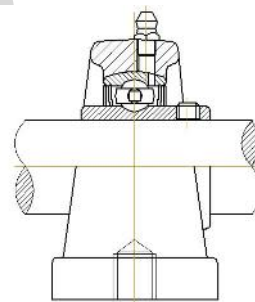
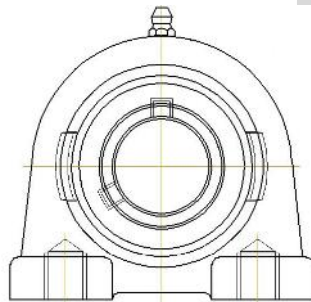
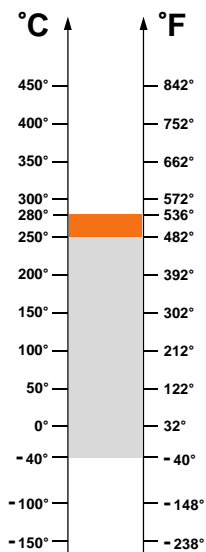
OPERATING RANGE is the correct technical range in which can be used the bearing with good operating result.

ECONOMIC OPERATING RANGE is the range of temperature in which you can find, according to our study experience and know-how, the better relation price-quality-lifetime.

SHORT-TIME OPERATING RANGE is the range in which the bearing can be used for few minutes but not for permanent use.

BHTS 2RS VT 250°-280° (UCPA Serie)

Pillow Blocks for High Temperature



* For dimensions please refer to section: HOUSINGS

OPERATING RANGE: 40°/250°C

ECONOMIC OPERATING RANGE: 180°/250°C

SHORT-TIME OPERATING RANGE: 250°/280°C

Unit code	Bearing code	Housing code
UCPA 201 BHTS 2RS VT 250°-280°	UC 201 BHTS 2RS VT 250°-280°	PA 204 SS
UCPA 202 BHTS 2RS VT 250°-280°	UC 202 BHTS 2RS VT 250°-280°	PA 204 SS
UCPA 203 BHTS 2RS VT 250°-280°	UC 203 BHTS 2RS VT 250°-280°	PA 204 SS
UCPA 204 BHTS 2RS VT 250°-280°	UC 204 BHTS 2RS VT 250°-280°	PA 204 SS
UCPA 205 BHTS 2RS VT 250°-280°	UC 205 BHTS 2RS VT 250°-280°	PA 205 SS
UCPA 206 BHTS 2RS VT 250°-280°	UC 206 BHTS 2RS VT 250°-280°	PA 206 SS
UCPA 207 BHTS 2RS VT 250°-280°	UC 207 BHTS 2RS VT 250°-280°	PA 207 SS
UCPA 208 BHTS 2RS VT 250°-280°	UC 208 BHTS 2RS VT 250°-280°	PA 208 SS
UCPA 209 BHTS 2RS VT 250°-280°	UC 209 BHTS 2RS VT 250°-280°	PA 209 SS
UCPA 210 BHTS 2RS VT 250°-280°	UC 210 BHTS 2RS VT 250°-280°	PA 210 SS

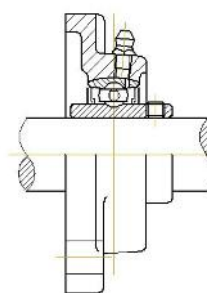
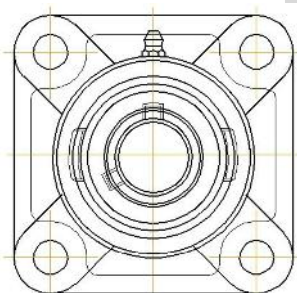

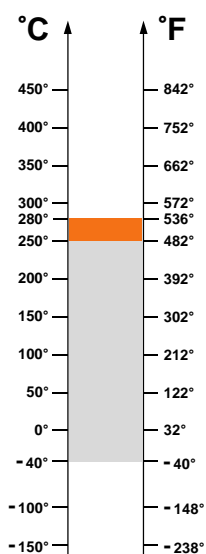
OPERATING RANGE is the correct technical range in which can be used the bearing with good operating result.

ECONOMIC OPERATING RANGE is the range of temperature in which you can find, according to our study experience and know-how, the better relation price-quality-lifetime.

SHORT-TIME OPERATING RANGE is the range in which the bearing can be used for few minutes but not for permanent use.

BHTS 2RS VT 250°-280° (UCF Serie)

Pillow Blocks for High Temperature



* For dimensions please refer to section: HOUSINGS

OPERATING RANGE: 40°/250°C

ECONOMIC OPERATING RANGE: 180°/250°C

SHORT-TIME OPERATING RANGE: 250°/280°C

Unit code	Bearing code	Housing code
UCF 201 BHTS 2RS VT 250°-280°	UC 201 BHTS 2RS VT 250°-280°	F 204 SS
UCF 202 BHTS 2RS VT 250°-280°	UC 202 BHTS 2RS VT 250°-280°	F 204 SS
UCF 203 BHTS 2RS VT 250°-280°	UC 203 BHTS 2RS VT 250°-280°	F 204 SS
UCF 204 BHTS 2RS VT 250°-280°	UC 204 BHTS 2RS VT 250°-280°	F 204 SS
UCF 205 BHTS 2RS VT 250°-280°	UC 205 BHTS 2RS VT 250°-280°	F 205 SS
UCF 206 BHTS 2RS VT 250°-280°	UC 206 BHTS 2RS VT 250°-280°	F 206 SS
UCF 207 BHTS 2RS VT 250°-280°	UC 207 BHTS 2RS VT 250°-280°	F 207 SS
UCF 208 BHTS 2RS VT 250°-280°	UC 208 BHTS 2RS VT 250°-280°	F 208 SS
UCF 209 BHTS 2RS VT 250°-280°	UC 209 BHTS 2RS VT 250°-280°	F 209 SS
UCF 210 BHTS 2RS VT 250°-280°	UC 210 BHTS 2RS VT 250°-280°	F 210 SS
UCF 211 BHTS 2RS VT 250°-280°	UC 211 BHTS 2RS VT 250°-280°	F 211 SS
UCF 212 BHTS 2RS VT 250°-280°	UC 212 BHTS 2RS VT 250°-280°	F 212 SS
UCF 213 BHTS 2RS VT 250°-280°	UC 213 BHTS 2RS VT 250°-280°	F 213 SS
UCF 214 BHTS 2RS VT 250°-280°	UC 214 BHTS 2RS VT 250°-280°	F 214 SS
UCF 215 BHTS 2RS VT 250°-280°	UC 215 BHTS 2RS VT 250°-280°	F 215 SS

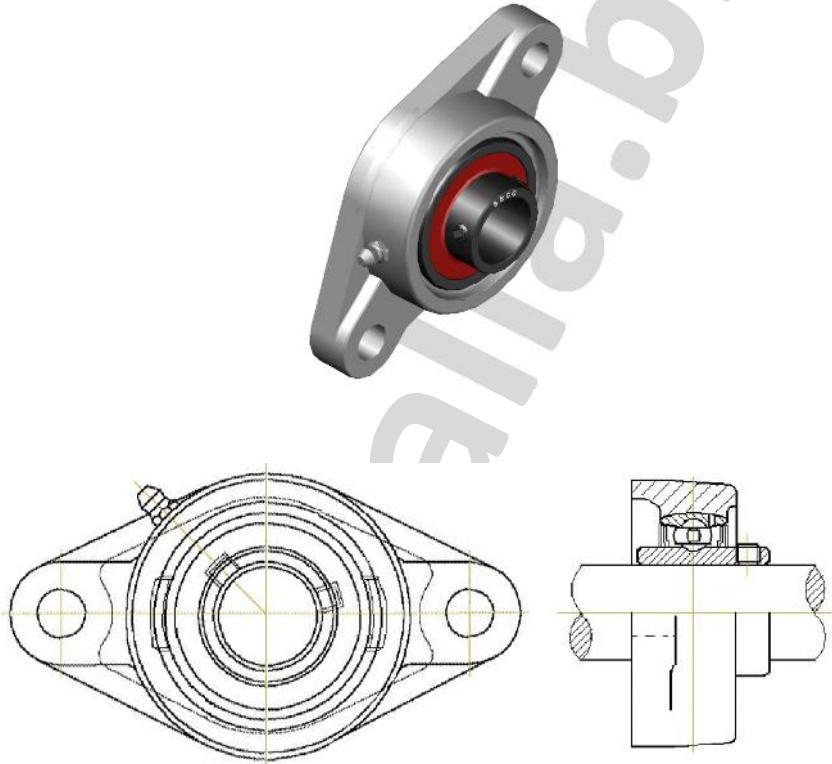
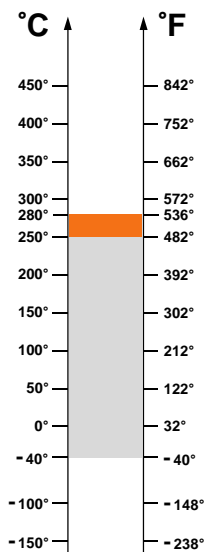
OPERATING RANGE is the correct technical range in which can be used the bearing with good operating result.

ECONOMIC OPERATING RANGE is the range of temperature in which you can find, according to our study experience and know-how, the better relation price-quality-lifetime.

SHORT-TIME OPERATING RANGE is the range in which the bearing can be used for few minutes but not for permanent use.

BHTS 2RS VT 250°-280° (UCFL Serie)

Pillow Blocks for High Temperature



* For dimensions please refer to section: HOUSINGS

OPERATING RANGE: 40°/250°C

ECONOMIC OPERATING RANGE: 180°/250°C

SHORT-TIME OPERATING RANGE: 250°/280°C

Unit code	Bearing code	Housing code
UCFL 201 BHTS 2RS VT 250°-280°	UC 201 BHTS 2RS VT 250°-280°	FL 204 SS
UCFL 202 BHTS 2RS VT 250°-280°	UC 202 BHTS 2RS VT 250°-280°	FL 204 SS
UCFL 203 BHTS 2RS VT 250°-280°	UC 203 BHTS 2RS VT 250°-280°	FL 204 SS
UCFL 204 BHTS 2RS VT 250°-280°	UC 204 BHTS 2RS VT 250°-280°	FL 204 SS
UCFL 205 BHTS 2RS VT 250°-280°	UC 205 BHTS 2RS VT 250°-280°	FL 205 SS
UCFL 206 BHTS 2RS VT 250°-280°	UC 206 BHTS 2RS VT 250°-280°	FL 206 SS
UCFL 207 BHTS 2RS VT 250°-280°	UC 207 BHTS 2RS VT 250°-280°	FL 207 SS
UCFL 208 BHTS 2RS VT 250°-280°	UC 208 BHTS 2RS VT 250°-280°	FL 208 SS
UCFL 209 BHTS 2RS VT 250°-280°	UC 209 BHTS 2RS VT 250°-280°	FL 209 SS
UCFL 210 BHTS 2RS VT 250°-280°	UC 210 BHTS 2RS VT 250°-280°	FL 210 SS
UCFL 211 BHTS 2RS VT 250°-280°	UC 211 BHTS 2RS VT 250°-280°	FL 211 SS
UCFL 212 BHTS 2RS VT 250°-280°	UC 212 BHTS 2RS VT 250°-280°	FL 212 SS

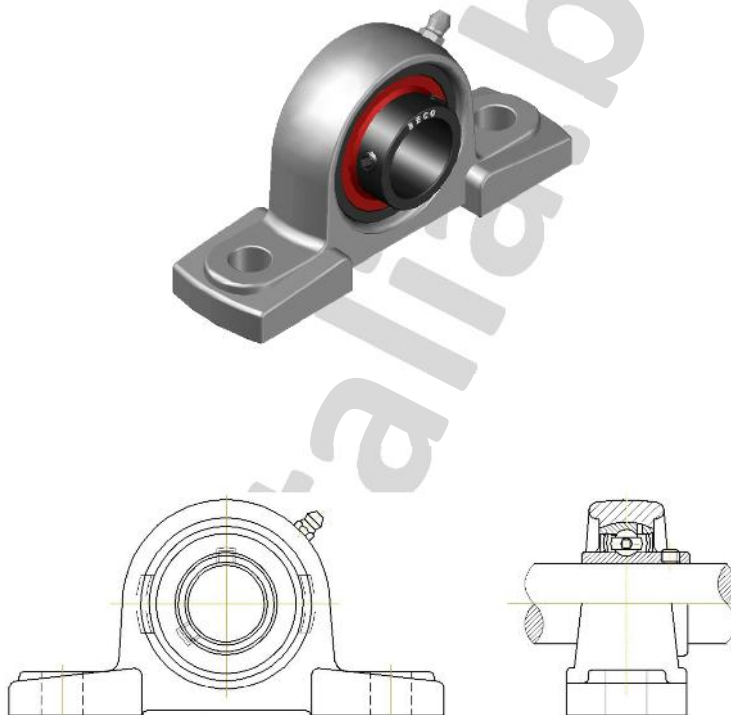
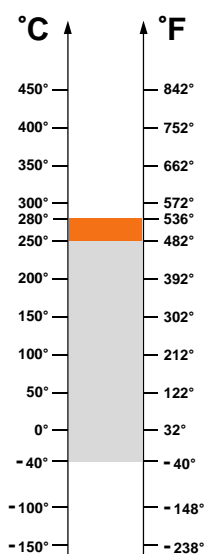
OPERATING RANGE is the correct technical range in which can be used the bearing with good operating result.

ECONOMIC OPERATING RANGE is the range of temperature in which you can find, according to our study experience and know-how, the better relation price-quality-lifetime.

SHORT-TIME OPERATING RANGE is the range in which the bearing can be used for few minutes but not for permanent use.

BHTS 2RS VT 250°-280° (UCP Serie)

Pillow Blocks for High Temperature



* For dimensions please refer to section: HOUSINGS

OPERATING RANGE: 40°/250°C

ECONOMIC OPERATING RANGE: 180°/250°C

SHORT-TIME OPERATING RANGE: 250°/280°C

Unit code	Bearing code	Housing code
UCP 201 BHTS 2RS VT 250°-280°	UC 201 BHTS 2RS VT 250°-280°	P 204 SS
UCP 202 BHTS 2RS VT 250°-280°	UC 202 BHTS 2RS VT 250°-280°	P 204 SS
UCP 203 BHTS 2RS VT 250°-280°	UC 203 BHTS 2RS VT 250°-280°	P 204 SS
UCP 204 BHTS 2RS VT 250°-280°	UC 204 BHTS 2RS VT 250°-280°	P 204 SS
UCP 205 BHTS 2RS VT 250°-280°	UC 205 BHTS 2RS VT 250°-280°	P 205 SS
UCP 206 BHTS 2RS VT 250°-280°	UC 206 BHTS 2RS VT 250°-280°	P 206 SS
UCP 207 BHTS 2RS VT 250°-280°	UC 207 BHTS 2RS VT 250°-280°	P 207 SS
UCP 208 BHTS 2RS VT 250°-280°	UC 208 BHTS 2RS VT 250°-280°	P 208 SS
UCP 209 BHTS 2RS VT 250°-280°	UC 209 BHTS 2RS VT 250°-280°	P 209 SS
UCP 210 BHTS 2RS VT 250°-280°	UC 210 BHTS 2RS VT 250°-280°	P 210 SS
UCP 211 BHTS 2RS VT 250°-280°	UC 211 BHTS 2RS VT 250°-280°	P 211 SS
UCP 212 BHTS 2RS VT 250°-280°	UC 212 BHTS 2RS VT 250°-280°	P 212 SS
UCP 213 BHTS 2RS VT 250°-280°	UC 213 BHTS 2RS VT 250°-280°	P 213 SS
UCP 214 BHTS 2RS VT 250°-280°	UC 214 BHTS 2RS VT 250°-280°	P 214 SS
UCP 215 BHTS 2RS VT 250°-280°	UC 215 BHTS 2RS VT 250°-280°	P 215 SS

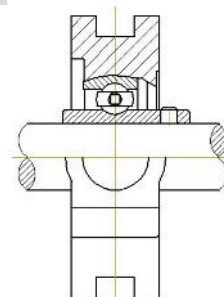
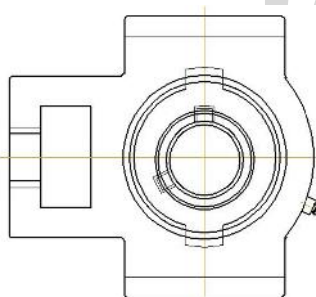

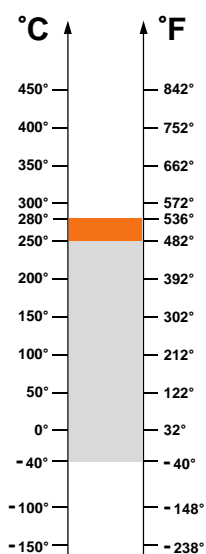
OPERATING RANGE is the correct technical range in which can be used the bearing with good operating result.

ECONOMIC OPERATING RANGE is the range of temperature in which you can find, according to our study experience and know-how, the better relation price-quality-lifetime.

SHORT-TIME OPERATING RANGE is the range in which the bearing can be used for few minutes but not for permanent use.

BHTS 2RS VT 250°-280° (UCT Serie)

Pillow Blocks for High Temperature



* For dimensions please refer to section: HOUSINGS

OPERATING RANGE: 40°/250°C

ECONOMIC OPERATING RANGE: 180°/250°C

SHORT-TIME OPERATING RANGE: 250°/280°C

Unit code	Bearing code	Housing code
UCT 201 BHTS 2RS VT 250°-280°	UC 201 BHTS 2RS VT 250°-280°	T 204 SS
UCT 202 BHTS 2RS VT 250°-280°	UC 202 BHTS 2RS VT 250°-280°	T 204 SS
UCT 203 BHTS 2RS VT 250°-280°	UC 203 BHTS 2RS VT 250°-280°	T 204 SS
UCT 204 BHTS 2RS VT 250°-280°	UC 204 BHTS 2RS VT 250°-280°	T 204 SS
UCT 205 BHTS 2RS VT 250°-280°	UC 205 BHTS 2RS VT 250°-280°	T 205 SS
UCT 206 BHTS 2RS VT 250°-280°	UC 206 BHTS 2RS VT 250°-280°	T 206 SS
UCT 207 BHTS 2RS VT 250°-280°	UC 207 BHTS 2RS VT 250°-280°	T 207 SS
UCT 208 BHTS 2RS VT 250°-280°	UC 208 BHTS 2RS VT 250°-280°	T 208 SS
UCT 209 BHTS 2RS VT 250°-280°	UC 209 BHTS 2RS VT 250°-280°	T 209 SS
UCT 210 BHTS 2RS VT 250°-280°	UC 210 BHTS 2RS VT 250°-280°	T 210 SS
UCT 211 BHTS 2RS VT 250°-280°	UC 211 BHTS 2RS VT 250°-280°	T 211 SS
UCT 212 BHTS 2RS VT 250°-280°	UC 212 BHTS 2RS VT 250°-280°	T 212 SS

OPERATING RANGE is the correct technical range in which can be used the bearing with good operating result.

ECONOMIC OPERATING RANGE is the range of temperature in which you can find, according to our study experience and know-how, the better relation price-quality-lifetime.

SHORT-TIME OPERATING RANGE is the range in which the bearing can be used for few minutes but not for permanent use.



BHTS ZZ 280°

Ball Bearings for Extreme Temperature

The BHTS ZZ 280° ball bearings are designed on the dimension of standard bearing, but with appropriate treatment of stabilization, surface treatment, radial clearance, grease and ZZ shields, that make them suitable to operate from -40° to $+280^{\circ}\text{C}$. Their recommended range of application is between 200° and 280°C where these bearings achieve their best performance.

Below 220°C , the BHTS ZZ C4 220° - 250° bearings are available, which are cheaper and also allow much higher rotational speed.

The BHTS ZZ 280° bearings are currently available in approximately 400 different models, all of which are in stock and able to cover most of the applications for bearings of high & extreme temperatures.

Technical characteristics:

Bearing material: steel AISI 52100 (Chrome) stabilized to the application

Treatment of manganese phosphate coating on all steel parts of the bearing

Radial Clearance 4xC5

Shields type ZZ

Lubricated for life with PTFE based on silicone free grease for temperatures up to 280°C (with a drop point above 400°C)

Do not need additional lubrication

Fields of application:

Paint Ovens

Steel industry

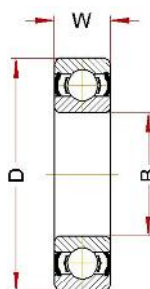
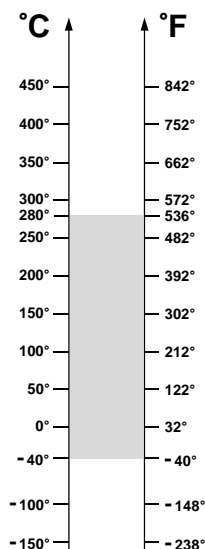
Furnaces for Ceramic Industry

Trolley Industry, Trolley for Brick Kilns Industry



BHTS ZZ 280° (MICRO Serie)

Ball Bearings for Extreme Temperature



OPERATING RANGE: 40° / 280°C

ECONOMIC OPERATING RANGE: 200° / 280°C

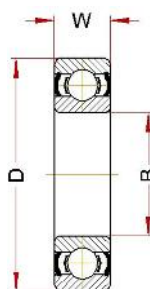
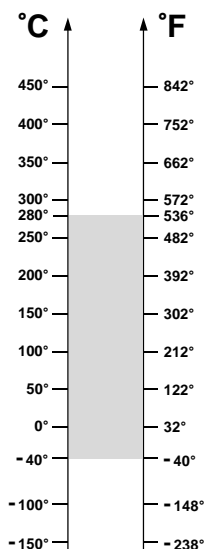
Designation	Bore (B)	Diam (D)	Width (W)	Weight, g	Limiting Speed, RPM	Static Load, kN at 280°C	Static Load, kN at 20°C
613/3 BHTS ZZ 280°	3	8	3	2	2300	0,11	0,16
623 BHTS ZZ 280°	3	10	4	3	2300	0,13	0,18
604 BHTS ZZ 280°	4	12	4	3	2300	0,24	0,34
624 BHTS ZZ 280°	4	13	5	3	2300	0,24	0,34
605 BHTS ZZ 280°	5	14	5	4	2300	0,30	0,42
625 BHTS ZZ 280°	5	16	5	5	2300	0,30	0,42
606 BHTS ZZ 280°	6	17	6	7	2300	0,60	0,85
626 BHTS ZZ 280°	6	19	6	8	2300	0,60	0,85
607 BHTS ZZ 280°	7	19	6	8	2300	0,60	0,85
627 BHTS ZZ 280°	7	22	7	13	2200	0,79	1,10
608 BHTS ZZ 280°	8	22	7	13	2100	0,79	1,10
628 BHTS ZZ 280°	8	24	8	14	2000	0,79	1,10
609 BHTS ZZ 280°	9	24	7	15	1900	0,93	1,30
629 BHTS ZZ 280°	9	26	8	20	1800	1,12	1,57

OPERATING RANGE is the correct technical range in which can be used the bearing with good operating result.

ECONOMIC OPERATING RANGE is the range of temperature in which you can find, according to our study experience and know-how, the better relation price-quality-lifetime.

BHTS ZZ 280° (61800 Serie)

Ball Bearings for Extreme Temperature



OPERATING RANGE: 40° / 280°C

ECONOMIC OPERATING RANGE: 200° / 280°C

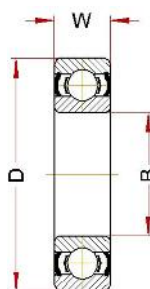
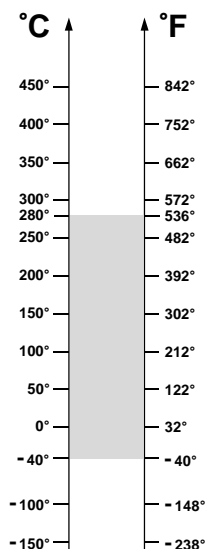
Designation	Bore (B)	Diam (D)	Width (W)	Weight, g	Limiting Speed, RPM	Static Load, kN at 280°C	Static Load, kN at 20°C
61800 BHTS ZZ 280°	10	19	5	5,5	2240	0,38	0,53
61801 BHTS ZZ 280°	12	21	5	6,3	2080	0,68	0,95
61802 BHTS ZZ 280°	15	24	5	7,4	1920	0,89	1,25
61803 BHTS ZZ 280°	17	26	5	8,2	1760	1,04	1,45
61804 BHTS ZZ 280°	20	32	7	18	1600	1,60	2,24
61805 BHTS ZZ 280°	25	37	7	24	1360	2,00	2,80
61806 BHTS ZZ 280°	30	42	7	27	1040	2,39	3,35
61807 BHTS ZZ 280°	35	47	7	32	880	2,57	3,60
61808 BHTS ZZ 280°	40	52	7	35	800	3,04	4,25
61809 BHTS ZZ 280°	45	58	7	42	720	4,00	5,60
61810 BHTS ZZ 280°	50	65	7	52	680	4,50	6,30
61811 BHTS ZZ 280°	55	72	9	81	600	6,07	8,50
61812 BHTS ZZ 280°	60	78	10	105	560	7,86	11,0
61813 BHTS ZZ 280°	65	85	10	124	504	8,57	12,0
61814 BHTS ZZ 280°	70	90	10	133	480	8,93	12,5
61815 BHTS ZZ 280°	75	95	10	143	448	9,57	13,4

OPERATING RANGE is the correct technical range in which can be used the bearing with good operating result.

ECONOMIC OPERATING RANGE is the range of temperature in which you can find, according to our study experience and know-how, the better relation price-quality-lifetime.

BHTS ZZ 280° (61900 Serie)

Ball Bearings for Extreme Temperature



OPERATING RANGE: 40° / 280°C

ECONOMIC OPERATING RANGE: 200° / 280°C

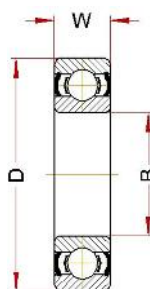
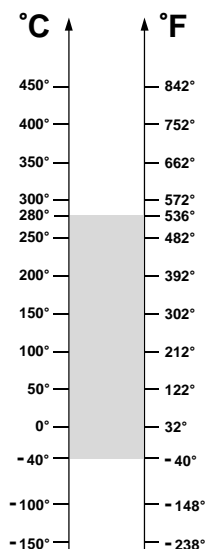
Designation	Bore (B)	Diam (D)	Width (W)	Weight, g	Limiting Speed, RPM	Static Load, kN at 280°C	Static Load, kN at 20°C
61900 BHTS ZZ 280°	10	22	6	10	2240	0,54	0,75
61901 BHTS ZZ 280°	12	24	6	11	2080	0,69	0,97
61902 BHTS ZZ 280°	15	28	7	16	1920	1,45	2,03
61903 BHTS ZZ 280°	17	30	7	18	1760	1,64	2,30
61904 BHTS ZZ 280°	20	37	9	22	1600	2,57	3,60
61905 BHTS ZZ 280°	25	42	9	38	1360	2,86	4,00
61906 BHTS ZZ 280°	30	47	9	51	1040	3,23	4,52
61907 BHTS ZZ 280°	35	55	10	80	880	4,43	6,20
61908 BHTS ZZ 280°	40	62	12	120	800	6,64	9,30
61909 BHTS ZZ 280°	45	68	12	140	720	7,00	9,80
61910 BHTS ZZ 280°	50	72	12	160	680	7,43	10,4
61911 BHTS ZZ 280°	55	80	13	190	600	8,14	11,4
61912 BHTS ZZ 280°	60	85	13	200	560	8,57	12,0
61913 BHTS ZZ 280°	65	90	13	220	504	9,57	13,4
61914 BHTS ZZ 280°	70	100	16	350	480	13,0	18,3
61915 BHTS ZZ 280°	75	105	16	370	448	13,7	19,3

OPERATING RANGE is the correct technical range in which can be used the bearing with good operating result.

ECONOMIC OPERATING RANGE is the range of temperature in which you can find, according to our study experience and know-how, the better relation price-quality-lifetime.

BHTS ZZ 280° (6000 Serie)

Ball Bearings for Extreme Temperature



OPERATING RANGE: 40° / 280°C

ECONOMIC OPERATING RANGE: 200° / 280°C

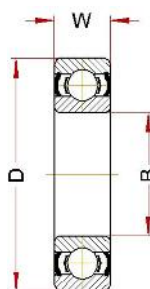
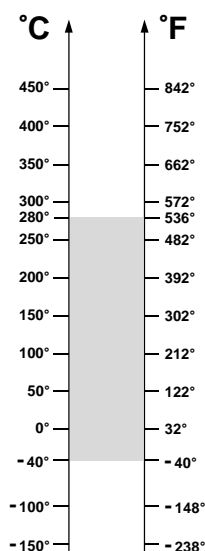
Designation	Bore (B)	Diam (D)	Width (W)	Weight, g	Limiting Speed, RPM	Static Load, kN at 280°C	Static Load, kN at 20°C
6000 BHTS ZZ 280°	10	26	8	20	2240	1,40	1,96
6001 BHTS ZZ 280°	12	28	8	25	2080	1,69	2,36
6002 BHTS ZZ 280°	15	32	9	30	1920	2,04	2,85
6003 BHTS ZZ 280°	17	35	10	40	1760	2,32	3,25
6004 BHTS ZZ 280°	20	42	12	69	1600	3,57	5,00
6005 BHTS ZZ 280°	25	47	12	80	1360	4,18	5,85
6006 BHTS ZZ 280°	30	55	13	120	1040	5,71	8,00
6007 BHTS ZZ 280°	35	62	14	160	880	7,43	10,4
6008 BHTS ZZ 280°	40	68	15	190	800	8,43	11,8
6009 BHTS ZZ 280°	45	75	16	250	720	10,21	14,3
6010 BHTS ZZ 280°	50	80	16	260	680	11,14	15,6
6011 BHTS ZZ 280°	55	90	18	390	600	15,14	21,2
6012 BHTS ZZ 280°	60	95	18	420	560	16,57	23,2
6013 BHTS ZZ 280°	65	100	18	440	504	17,86	25,0
6014 BHTS ZZ 280°	70	110	20	600	480	22,50	31,5
6015 BHTS ZZ 280°	75	115	20	640	448	24,29	34,0
6016 BHTS ZZ 280°	80	125	22	850	400	28,57	40,0
6017 BHTS ZZ 280°	85	130	22	890	380	30,64	42,9
6018 BHTS ZZ 280°	90	140	24	1150	360	35,64	49,9
6019 BHTS ZZ 280°	95	145	24	1200	340	38,54	53,9
6020 BHTS ZZ 280°	100	150	24	1250	300	38,54	53,9

OPERATING RANGE is the correct technical range in which can be used the bearing with good operating result.

ECONOMIC OPERATING RANGE is the range of temperature in which you can find, according to our study experience and know-how, the better relation price-quality-lifetime.

BHTS ZZ 280° (6200 Serie)

Ball Bearings for Extreme Temperature



OPERATING RANGE: 40° / 280°C

ECONOMIC OPERATING RANGE: 200° / 280°C

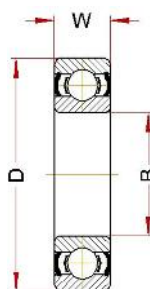
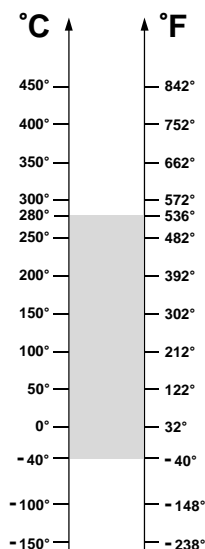
Designation	Bore (B)	Diam (D)	Width (W)	Weight, g	Limiting Speed, RPM	Static Load, kN at 280°C	Static Load, kN at 20°C
6200 BHTS ZZ 280°	10	30	9	30	2080	1,86	2,60
6201 BHTS ZZ 280°	12	32	10	37	1920	2,21	3,10
6202 BHTS ZZ 280°	15	35	11	45	1600	2,68	3,75
6203 BHTS ZZ 280°	17	40	12	65	1440	3,39	4,75
6204 BHTS ZZ 280°	20	47	14	110	1200	4,68	6,55
6205 BHTS ZZ 280°	25	52	15	130	1120	5,71	8,00
6206 BHTS ZZ 280°	30	62	16	200	880	8,00	11,2
6207 BHTS ZZ 280°	35	72	17	290	760	10,92	15,3
6208 BHTS ZZ 280°	40	80	18	370	680	12,86	18,0
6209 BHTS ZZ 280°	45	85	19	410	640	14,57	20,4
6210 BHTS ZZ 280°	50	90	20	460	600	17,14	24,0
6211 BHTS ZZ 280°	55	100	21	610	536	20,71	29,0
6212 BHTS ZZ 280°	60	110	22	780	480	25,71	36,0
6213 BHTS ZZ 280°	65	120	23	990	424	29,64	41,5
6214 BHTS ZZ 280°	70	125	24	1040	400	31,43	44,0
6215 BHTS ZZ 280°	75	130	25	1210	384	35,00	49,0
6216 BHTS ZZ 280°	80	140	26	1400	350	39,29	55,0
6217 BHTS ZZ 280°	85	150	28	1800	330	45,71	64,0
6218 BHTS ZZ 280°	90	160	30	2150	310	52,50	73,5
6219 BHTS ZZ 280°	95	170	32	2600	300	58,21	81,5
6220 BHTS ZZ 280°	100	180	34	3150	290	66,43	93,0

OPERATING RANGE is the correct technical range in which can be used the bearing with good operating result.

ECONOMIC OPERATING RANGE is the range of temperature in which you can find, according to our study experience and know-how, the better relation price-quality-lifetime.

BHTS ZZ 280° (6300 Serie)

Ball Bearings for Extreme Temperature



OPERATING RANGE: 40° / 280°C

ECONOMIC OPERATING RANGE: 200° / 280°C

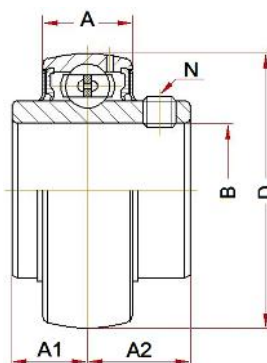
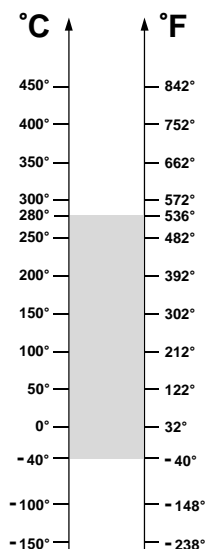
Designation	Bore (B)	Diam (D)	Width (W)	Weight, g	Limiting Speed, RPM	Static Load, kN at 280°C	Static Load, kN at 20°C
6300 BHTS ZZ 280°	10	35	11	52	1760	2,46	3,45
6301 BHTS ZZ 280°	12	37	12	60	1600	2,96	4,15
6302 BHTS ZZ 280°	15	42	13	80	1440	3,86	5,40
6303 BHTS ZZ 280°	17	47	14	120	1280	4,68	6,55
6304 BHTS ZZ 280°	20	52	15	140	1120	6,07	8,50
6305 BHTS ZZ 280°	25	62	17	225	880	8,14	11,4
6306 BHTS ZZ 280°	30	72	19	350	760	11,64	16,3
6307 BHTS ZZ 280°	35	80	21	450	680	13,57	19,0
6308 BHTS ZZ 280°	40	90	23	620	600	17,86	25,0
6309 BHTS ZZ 280°	45	100	25	830	536	22,86	32,0
6310 BHTS ZZ 280°	50	110	27	1050	480	27,14	38,0
6311 BHTS ZZ 280°	55	120	29	1350	424	33,93	47,5
6312 BHTS ZZ 280°	60	130	31	1700	400	37,14	52,0
6313 BHTS ZZ 280°	65	140	33	2100	360	42,86	60,0
6314 BHTS ZZ 280°	70	150	35	2500	344	48,57	68,0
6315 BHTS ZZ 280°	75	160	37	3000	320	54,64	76,5
6316 BHTS ZZ 280°	80	170	39	3600	300	61,79	86,5
6317 BHTS ZZ 280°	85	180	41	4250	290	68,92	96,5
6318 BHTS ZZ 280°	90	190	43	4900	270	77,14	108
6319 BHTS ZZ 280°	95	200	45	5650	250	84,29	118
6320 BHTS ZZ 280°	100	215	47	7000	230	100,0	140

OPERATING RANGE is the correct technical range in which can be used the bearing with good operating result.

ECONOMIC OPERATING RANGE is the range of temperature in which you can find, according to our study experience and know-how, the better relation price-quality-lifetime.

BHTS ZZ 280° (UC Serie)

Insert Bearings for Extreme Temperature



OPERATING RANGE: 40° / 280°C

ECONOMIC OPERATING RANGE: 200° / 280°C

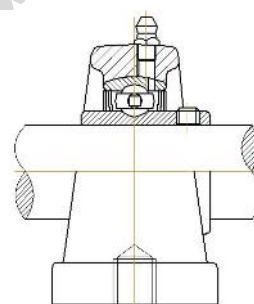
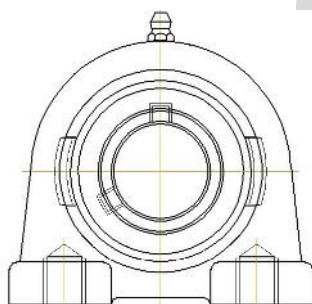

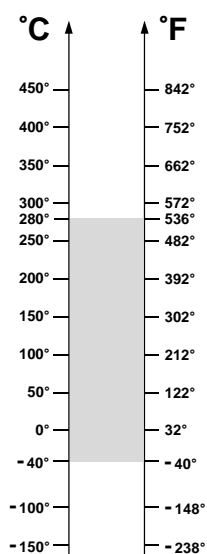
Designation	Bore (B)	Diam (D)	A	A1	A2	N	Weight, g	Limiting Speed, RPM	Static Load, kN at 280°C	Static Load, kN at 20°C
UC 201 BHTS ZZ 280°	12	47	13 ± 2	11,5	15,9	M6x0,75	200	1440	4,72	6,6
UC 202 BHTS ZZ 280°	15	47	13 ± 2	11,5	15,9	M6x0,75	200	1440	4,72	6,6
UC 203 BHTS ZZ 280°	17	47	13 ± 2	11,5	15,9	M6x0,75	200	1440	4,72	6,6
UC 204 BHTS ZZ 280°	20	47	15 ± 2	12,7	18,3	M6x0,75	250	1200	4,72	6,6
UC 205 BHTS ZZ 280°	25	52	16 ± 1	14,3	19,8	M6x0,75	300	1120	5,58	7,8
UC 206 BHTS ZZ 280°	30	62	17 ± 2	15,9	22,2	M6x0,75	350	880	8,00	11,2
UC 207 BHTS ZZ 280°	35	72	18 ± 2	17,5	25,4	M8x1,00	500	760	10,7	15,1
UC 208 BHTS ZZ 280°	40	80	19 ± 2	19,0	30,2	M8x1,00	700	680	13,0	18,2
UC 209 BHTS ZZ 280°	45	85	20 ± 2	19,0	30,2	M8x1,00	800	640	14,7	20,6
UC 210 BHTS ZZ 280°	50	90	22 ± 2	19,0	32,6	M10x1,25	900	600	16,5	23,1
UC 211 BHTS ZZ 280°	55	100	23 ± 2	22,2	33,4	M10x1,25	1300	536	20,7	29,0
UC 212 BHTS ZZ 280°	60	110	24 ± 3	25,4	39,7	M10x1,25	1700	480	25,3	32,6
UC 213 BHTS ZZ 280°	65	120	27 ± 5	25,4	39,7	M10x1,25	1900	424	28,4	39,8
UC 214 BHTS ZZ 280°	70	125	28 ± 5	30,2	44,4	M12x1,50	2100	400	31,9	44,7
UC 215 BHTS ZZ 280°	75	130	29 ± 5	33,3	44,5	M12x1,50	2200	384	35,1	49,2

OPERATING RANGE is the correct technical range in which can be used the bearing with good operating result.

ECONOMIC OPERATING RANGE is the range of temperature in which you can find, according to our study experience and know-how, the better relation price-quality-lifetime.

BHTS ZZ 280° (UCPA Serie)

Pillow Blocks for Extreme Temperature



* For dimensions please refer to section: HOUSINGS

OPERATING RANGE: 40° / 280°C

ECONOMIC OPERATING RANGE: 200° / 280°C

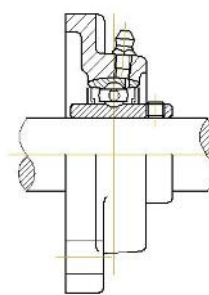
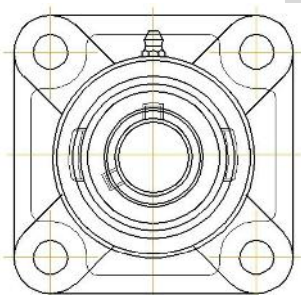

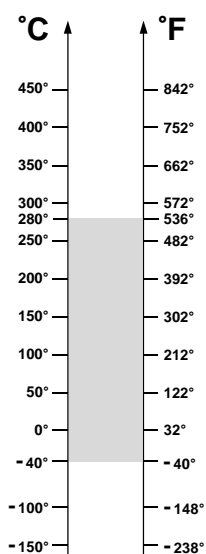
Unit code	Bearing code	Housing code
UCPA 201 BHTS ZZ 280°	UC 201 BHTS ZZ 280°	PA 204 SS
UCPA 202 BHTS ZZ 280°	UC 202 BHTS ZZ 280°	PA 204 SS
UCPA 203 BHTS ZZ 280°	UC 203 BHTS ZZ 280°	PA 204 SS
UCPA 204 BHTS ZZ 280°	UC 204 BHTS ZZ 280°	PA 204 SS
UCPA 205 BHTS ZZ 280°	UC 205 BHTS ZZ 280°	PA 205 SS
UCPA 206 BHTS ZZ 280°	UC 206 BHTS ZZ 280°	PA 206 SS
UCPA 207 BHTS ZZ 280°	UC 207 BHTS ZZ 280°	PA 207 SS
UCPA 208 BHTS ZZ 280°	UC 208 BHTS ZZ 280°	PA 208 SS
UCPA 209 BHTS ZZ 280°	UC 209 BHTS ZZ 280°	PA 209 SS
UCPA 210 BHTS ZZ 280°	UC 210 BHTS ZZ 280°	PA 210 SS

OPERATING RANGE is the correct technical range in which can be used the bearing with good operating result.

ECONOMIC OPERATING RANGE is the range of temperature in which you can find, according to our study experience and know-how, the better relation price-quality-lifetime.

BHTS ZZ 280° (UCF Serie)

Pillow Blocks for Extreme Temperature



* For dimensions please refer to section: HOUSINGS

OPERATING RANGE: 40° / 280°C

ECONOMIC OPERATING RANGE: 200° / 280°C

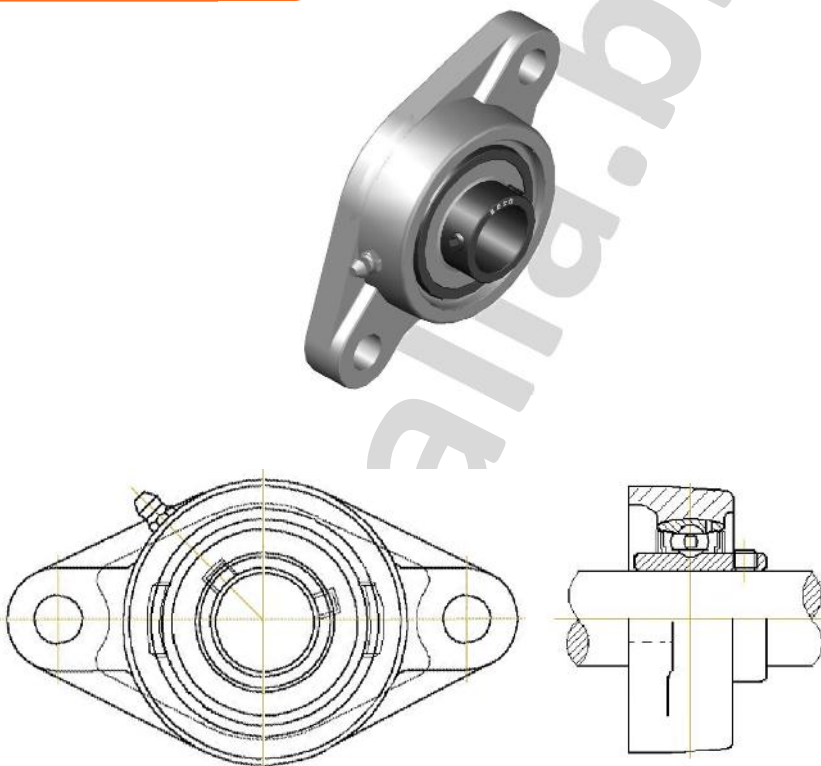
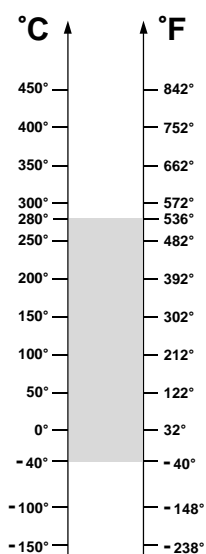
Unit code	Bearing code	Housing code
UCF 201 BHTS ZZ 280°	UC 201 BHTS ZZ 280°	F 204 SS
UCF 202 BHTS ZZ 280°	UC 202 BHTS ZZ 280°	F 204 SS
UCF 203 BHTS ZZ 280°	UC 203 BHTS ZZ 280°	F 204 SS
UCF 204 BHTS ZZ 280°	UC 204 BHTS ZZ 280°	F 204 SS
UCF 205 BHTS ZZ 280°	UC 205 BHTS ZZ 280°	F 205 SS
UCF 206 BHTS ZZ 280°	UC 206 BHTS ZZ 280°	F 206 SS
UCF 207 BHTS ZZ 280°	UC 207 BHTS ZZ 280°	F 207 SS
UCF 208 BHTS ZZ 280°	UC 208 BHTS ZZ 280°	F 208 SS
UCF 209 BHTS ZZ 280°	UC 209 BHTS ZZ 280°	F 209 SS
UCF 210 BHTS ZZ 280°	UC 210 BHTS ZZ 280°	F 210 SS
UCF 211 BHTS ZZ 280°	UC 211 BHTS ZZ 280°	F 211 SS
UCF 212 BHTS ZZ 280°	UC 212 BHTS ZZ 280°	F 212 SS
UCF 213 BHTS ZZ 280°	UC 213 BHTS ZZ 280°	F 213 SS
UCF 214 BHTS ZZ 280°	UC 214 BHTS ZZ 280°	F 214 SS
UCF 215 BHTS ZZ 280°	UC 215 BHTS ZZ 280°	F 215 SS

OPERATING RANGE is the correct technical range in which can be used the bearing with good operating result.

ECONOMIC OPERATING RANGE is the range of temperature in which you can find, according to our study experience and know-how, the better relation price-quality-lifetime.

BHTS ZZ 280° (UCFL Serie)

Pillow Blocks for Extreme Temperature



* For dimensions please refer to section: HOUSINGS

OPERATING RANGE: 40° / 280°C

ECONOMIC OPERATING RANGE: 200° / 280°C

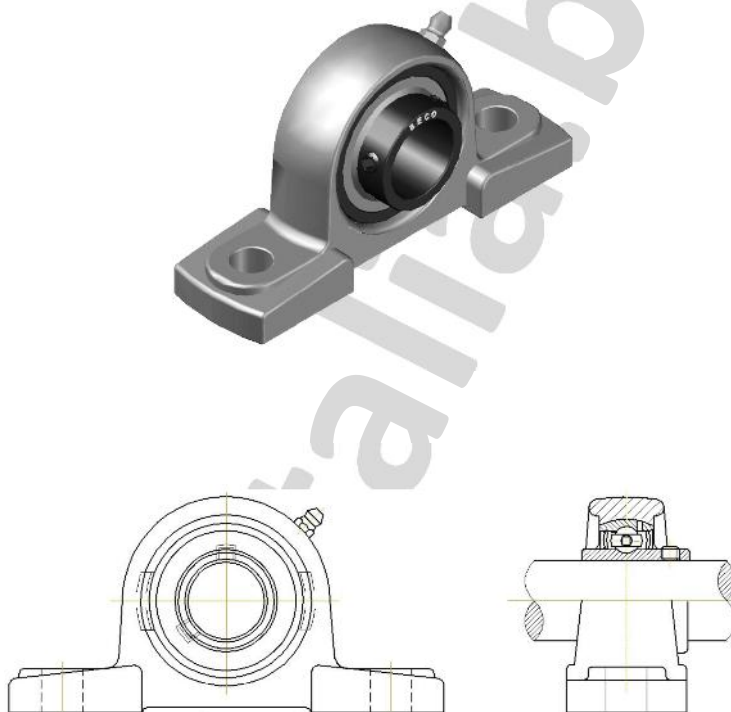
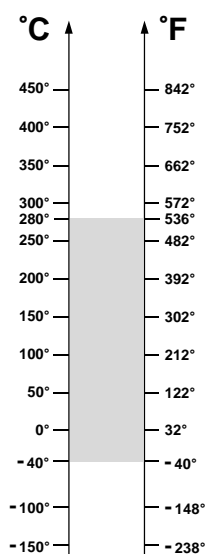
Unit code	Bearing code	Housing code
UCFL 201 BHTS ZZ 280°	UC 201 BHTS ZZ 280°	FL 204 SS
UCFL 202 BHTS ZZ 280°	UC 202 BHTS ZZ 280°	FL 204 SS
UCFL 203 BHTS ZZ 280°	UC 203 BHTS ZZ 280°	FL 204 SS
UCFL 204 BHTS ZZ 280°	UC 204 BHTS ZZ 280°	FL 204 SS
UCFL 205 BHTS ZZ 280°	UC 205 BHTS ZZ 280°	FL 205 SS
UCFL 206 BHTS ZZ 280°	UC 206 BHTS ZZ 280°	FL 206 SS
UCFL 207 BHTS ZZ 280°	UC 207 BHTS ZZ 280°	FL 207 SS
UCFL 208 BHTS ZZ 280°	UC 208 BHTS ZZ 280°	FL 208 SS
UCFL 209 BHTS ZZ 280°	UC 209 BHTS ZZ 280°	FL 209 SS
UCFL 210 BHTS ZZ 280°	UC 210 BHTS ZZ 280°	FL 210 SS
UCFL 211 BHTS ZZ 280°	UC 211 BHTS ZZ 280°	FL 211 SS
UCFL 212 BHTS ZZ 280°	UC 212 BHTS ZZ 280°	FL 212 SS

OPERATING RANGE is the correct technical range in which can be used the bearing with good operating result.

ECONOMIC OPERATING RANGE is the range of temperature in which you can find, according to our study experience and know-how, the better relation price-quality-lifetime.

BHTS ZZ 280° (UCP Serie)

Pillow Blocks for Extreme Temperature



* For dimensions please refer to section: HOUSINGS

OPERATING RANGE: 40° / 280°C

ECONOMIC OPERATING RANGE: 200° / 280°C

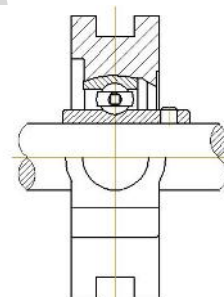
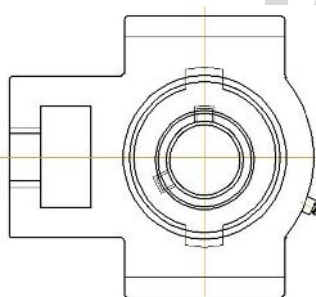

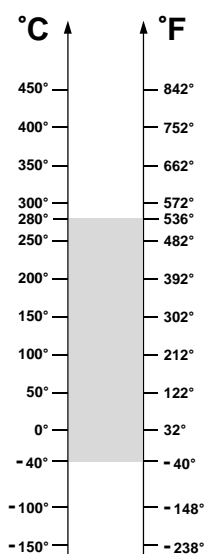
Unit code	Bearing code	Housing code
UCP 201 BHTS ZZ 280°	UC 201 BHTS ZZ 280°	P 204 SS
UCP 202 BHTS ZZ 280°	UC 202 BHTS ZZ 280°	P 204 SS
UCP 203 BHTS ZZ 280°	UC 203 BHTS ZZ 280°	P 204 SS
UCP 204 BHTS ZZ 280°	UC 204 BHTS ZZ 280°	P 204 SS
UCP 205 BHTS ZZ 280°	UC 205 BHTS ZZ 280°	P 205 SS
UCP 206 BHTS ZZ 280°	UC 206 BHTS ZZ 280°	P 206 SS
UCP 207 BHTS ZZ 280°	UC 207 BHTS ZZ 280°	P 207 SS
UCP 208 BHTS ZZ 280°	UC 208 BHTS ZZ 280°	P 208 SS
UCP 209 BHTS ZZ 280°	UC 209 BHTS ZZ 280°	P 209 SS
UCP 210 BHTS ZZ 280°	UC 210 BHTS ZZ 280°	P 210 SS
UCP 211 BHTS ZZ 280°	UC 211 BHTS ZZ 280°	P 211 SS
UCP 212 BHTS ZZ 280°	UC 212 BHTS ZZ 280°	P 212 SS
UCP 213 BHTS ZZ 280°	UC 213 BHTS ZZ 280°	P 213 SS
UCP 214 BHTS ZZ 280°	UC 214 BHTS ZZ 280°	P 214 SS
UCP 215 BHTS ZZ 280°	UC 215 BHTS ZZ 280°	P 215 SS

OPERATING RANGE is the correct technical range in which can be used the bearing with good operating result.

ECONOMIC OPERATING RANGE is the range of temperature in which you can find, according to our study experience and know-how, the better relation price-quality-lifetime.

BHTS ZZ 280° (UCT Serie)

Pillow Blocks for Extreme Temperature



* For dimensions please refer to section: HOUSINGS

OPERATING RANGE: 40° / 280°C

ECONOMIC OPERATING RANGE: 200° / 280°C

Unit code	Bearing code	Housing code
UCT 201 BHTS ZZ 280°	UC 201 BHTS ZZ 280°	T 204 SS
UCT 202 BHTS ZZ 280°	UC 202 BHTS ZZ 280°	T 204 SS
UCT 203 BHTS ZZ 280°	UC 203 BHTS ZZ 280°	T 204 SS
UCT 204 BHTS ZZ 280°	UC 204 BHTS ZZ 280°	T 204 SS
UCT 205 BHTS ZZ 280°	UC 205 BHTS ZZ 280°	T 205 SS
UCT 206 BHTS ZZ 280°	UC 206 BHTS ZZ 280°	T 206 SS
UCT 207 BHTS ZZ 280°	UC 207 BHTS ZZ 280°	T 207 SS
UCT 208 BHTS ZZ 280°	UC 208 BHTS ZZ 280°	T 208 SS
UCT 209 BHTS ZZ 280°	UC 209 BHTS ZZ 280°	T 209 SS
UCT 210 BHTS ZZ 280°	UC 210 BHTS ZZ 280°	T 210 SS
UCT 211 BHTS ZZ 280°	UC 211 BHTS ZZ 280°	T 211 SS
UCT 212 BHTS ZZ 280°	UC 212 BHTS ZZ 280°	T 212 SS

OPERATING RANGE is the correct technical range in which can be used the bearing with good operating result.

ECONOMIC OPERATING RANGE is the range of temperature in which you can find, according to our study experience and know-how, the better relation price-quality-lifetime.



BHTS 330°

Ball Bearings for Extreme Temperature [ONLY FOR AUTOMATIC LUBRICATION]

After 50 years of production these bearings will retire soon. We have produced them in millions of units, because till the year 2000 was the only technical solution available to work in the temperature from 300° to 330°C. After 1995 we started to produce the first greased bearing, but with a limited temperature range, up to 280°C and this solution supplies a good alternative for a big share of applications.

In the year 2000 started the production of the bearing with graphite cage which till now is one of the best solution for temperature till 350°C, but this bearing still has some limits for shock load and resistance in difficult environment.

In 2015 we introduced the first bearing that can work till 350°C with grease-compound. This solution ensures long lifetime, higher speed, smoother rotation, protection against dirty environment. With this new solution no longer is necessary to use a bearing lubricated with molybdenum disulphide grease.

We will continue to produce the range BHTS 330° till 2025 for the existing equipment's of this application.

Technical characteristics:

Bearing material: steel AISI 52100 (Chrome) stabilized to the application

Treatment of manganese phosphate coating on all steel parts of the bearing

Radial Clearance 4xC5

Bearing running open

Lubricated with molybdenum disulphide grease*

Need additional lubrication with oil for High Temperature

***Note:** Bearing, lubricated with molybdenum grease, requires additional dropping of oil for high temperature. Absence of additional periodical lubrication causes fast oxidation, locking of the bearing and strong reduction of lifetime. Its use is suggested only in existing applications with automatic oil dropping system.

Fields of application:

Steel industry

Furnaces for Ceramic Industry

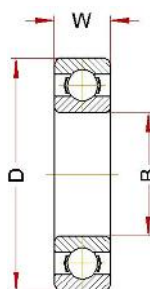
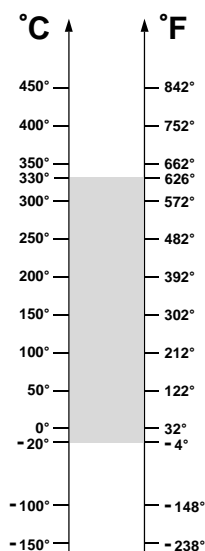
Trolley Industry, Trolley for Brick Kilns Industry



BHTS 330° (6000 Serie)

Ball Bearings for Extreme Temperature

[ONLY FOR AUTOMATIC LUBRICATION]



OPERATING RANGE: 20° / 330°C

ECONOMIC OPERATING RANGE: 200° / 330°C

Designation	Bore (B)	Diam (D)	Width (W)	Weight, g	Limiting Speed, RPM	Static Load, kN at 330°C	Static Load, kN at 20°C
6000 BHTS 330°	10	26	8	20	282	1,35	1,96
6001 BHTS 330°	12	28	8	25	262	1,63	2,36
6002 BHTS 330°	15	32	9	30	242	1,97	2,85
6003 BHTS 330°	17	35	10	40	222	2,24	3,25
6004 BHTS 330°	20	42	12	69	200	3,45	5,00
6005 BHTS 330°	25	47	12	80	170	4,04	5,85
6006 BHTS 330°	30	55	13	120	130	5,52	8,00
6007 BHTS 330°	35	62	14	160	110	7,17	10,4
6008 BHTS 330°	40	68	15	190	100	8,14	11,8
6009 BHTS 330°	45	75	16	250	90	9,86	14,3
6010 BHTS 330°	50	80	16	260	85	10,76	15,6
6011 BHTS 330°	55	90	18	390	75	14,62	21,2
6012 BHTS 330°	60	95	18	420	70	16,00	23,2
6013 BHTS 330°	65	100	18	440	63	17,24	25,0
6014 BHTS 330°	70	110	20	600	60	21,72	31,5
6015 BHTS 330°	75	115	20	640	50	23,45	34,0
6016 BHTS 330°	80	125	22	850	50	27,58	40,0
6017 BHTS 330°	85	130	22	890	50	29,59	42,9
6018 BHTS 330°	90	140	24	1150	50	34,41	49,9
6019 BHTS 330°	95	145	24	1200	50	37,21	53,9
6020 BHTS 330°	100	150	24	1250	50	37,21	53,9

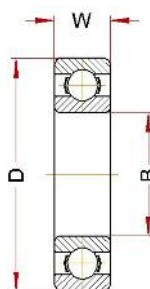
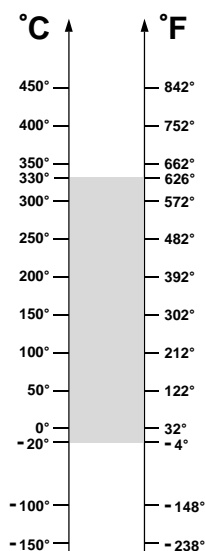
OPERATING RANGE is the correct technical range in which can be used the bearing with good operating result.

ECONOMIC OPERATING RANGE is the range of temperature in which you can find, according to our study experience and know-how, the better relation price-quality-lifetime.

BHTS 330° (6200 Serie)

Ball Bearings for Extreme Temperature

[ONLY FOR AUTOMATIC LUBRICATION]



OPERATING RANGE: 20° / 330°C

ECONOMIC OPERATING RANGE: 200° / 330°C

Designation	Bore (B)	Diam (D)	Width (W)	Weight, g	Limiting Speed, RPM	Static Load, kN at 330°C	Static Load, kN at 20°C
6200 BHTS 330°	10	30	9	30	262	1,79	2,60
6201 BHTS 330°	12	32	10	37	242	2,14	3,10
6202 BHTS 330°	15	35	11	45	180	2,59	3,75
6203 BHTS 330°	17	40	12	65	175	3,28	4,75
6204 BHTS 330°	20	47	14	110	150	4,52	6,55
6205 BHTS 330°	25	52	15	130	140	5,52	8,00
6206 BHTS 330°	30	62	16	200	110	7,72	11,2
6207 BHTS 330°	35	72	17	290	100	10,55	15,3
6208 BHTS 330°	40	80	18	370	85	12,41	18,0
6209 BHTS 330°	45	85	19	410	80	14,06	20,4
6210 BHTS 330°	50	90	20	460	75	16,55	24,0
6211 BHTS 330°	55	100	21	610	67	20,00	29,0
6212 BHTS 330°	60	110	22	780	60	24,83	36,0
6213 BHTS 330°	65	120	23	990	53	28,62	41,5
6214 BHTS 330°	70	125	24	1040	50	30,35	44,0
6215 BHTS 330°	75	130	25	1210	50	33,79	49,0
6216 BHTS 330°	80	140	26	1400	50	37,93	55,0
6217 BHTS 330°	85	150	28	1800	50	44,14	64,0
6218 BHTS 330°	90	160	30	2150	50	50,69	73,5
6219 BHTS 330°	95	170	32	2500	50	56,21	81,5
6220 BHTS 330°	100	180	34	3150	50	64,14	93,0

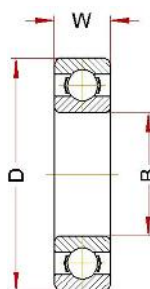
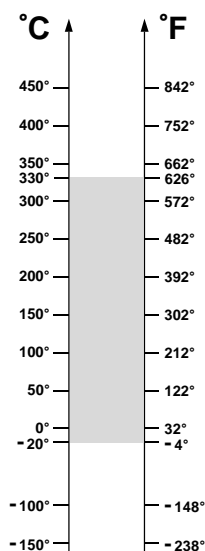
OPERATING RANGE is the correct technical range in which can be used the bearing with good operating result.

ECONOMIC OPERATING RANGE is the range of temperature in which you can find, according to our study experience and know-how, the better relation price-quality-lifetime.

BHTS 330° (6300 Serie)

Ball Bearings for Extreme Temperature

[ONLY FOR AUTOMATIC LUBRICATION]



OPERATING RANGE: 20° / 330°C

ECONOMIC OPERATING RANGE: 200° / 330°C

Designation	Bore (B)	Diam (D)	Width (W)	Weight, g	Limiting Speed, RPM	Static Load, kN at 330°C	Static Load, kN at 20°C
6300 BHTS 330°	10	35	11	52	220	2,38	3,45
6301 BHTS 330°	12	37	12	60	200	2,86	4,15
6302 BHTS 330°	15	42	13	80	180	3,72	5,40
6303 BHTS 330°	17	47	14	120	160	4,52	6,55
6304 BHTS 330°	20	52	15	140	140	5,86	8,50
6305 BHTS 330°	25	62	17	225	110	7,86	11,4
6306 BHTS 330°	30	72	19	350	95	11,24	16,3
6307 BHTS 330°	35	80	21	450	85	13,10	19,0
6308 BHTS 330°	40	90	23	620	75	17,24	25,0
6309 BHTS 330°	45	100	25	830	67	22,06	32,0
6310 BHTS 330°	50	110	27	1050	60	26,21	38,0
6311 BHTS 330°	55	120	29	1350	53	32,76	47,5
6312 BHTS 330°	60	130	31	1700	50	35,86	52,0
6313 BHTS 330°	65	140	33	2100	50	41,38	60,0
6314 BHTS 330°	70	150	35	2500	50	46,90	68,0
6315 BHTS 330°	75	160	37	3000	50	52,76	76,5
6316 BHTS 330°	80	170	39	3600	50	59,66	86,5
6317 BHTS 330°	85	180	41	4250	50	66,55	96,5
6318 BHTS 330°	90	190	43	4900	50	74,48	108
6319 BHTS 330°	95	200	45	5650	50	81,38	118
6320 BHTS 330°	100	215	47	7000	50	96,55	140

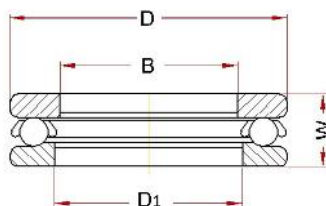
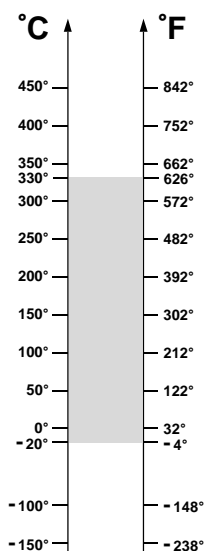
OPERATING RANGE is the correct technical range in which can be used the bearing with good operating result.

ECONOMIC OPERATING RANGE is the range of temperature in which you can find, according to our study experience and know-how, the better relation price-quality-lifetime.

BHTS 330° (51100 Serie)

Thrust Ball Bearings for Extreme Temperature

[ONLY FOR AUTOMATIC LUBRICATION]



OPERATING RANGE: 20° / 330°C

ECONOMIC OPERATING RANGE: 200° / 330°C

Designation	Bore (B)	Diam (D)	Diam (D1)	Width (W)	Weight, g	Limiting Speed, RPM	Static Load, kN at 330°C	Static Load, kN at 20°C
51100 BHTS 330°	10	24	11	9	20	100	10,55	15,3
51101 BHTS 330°	12	26	13	9	20	100	11,45	16,6
51102 BHTS 330°	15	28	16	9	20	100	11,59	16,8
51103 BHTS 330°	17	30	18	9	30	100	11,86	17,2
51104 BHTS 330°	20	35	21	9	40	100	15,72	22,8
51105 BHTS 330°	25	42	26	10	60	100	21,72	31,5
51106 BHTS 330°	30	47	32	11	60	100	24,83	36,0
51107 BHTS 330°	35	52	37	11	80	100	27,93	40,5
51108 BHTS 330°	40	60	42	13	120	100	37,93	55,0
51109 BHTS 330°	45	65	47	14	140	100	42,06	61,0
51110 BHTS 330°	50	70	52	14	160	100	46,90	68,0
51111 BHTS 330°	55	78	57	16	230	100	58,62	85,0
51112 BHTS 330°	60	85	62	17	300	100	70,35	102
51113 BHTS 330°	65	90	67	18	330	100	75,17	109
51114 BHTS 330°	70	95	72	18	350	100	76,55	111
51115 BHTS 330°	75	100	77	19	400	100	100,0	145

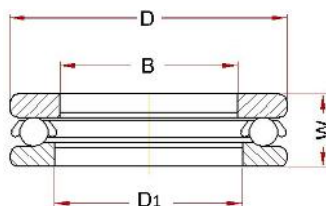
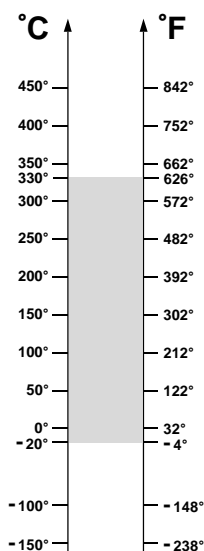
OPERATING RANGE is the correct technical range in which can be used the bearing with good operating result.

ECONOMIC OPERATING RANGE is the range of temperature in which you can find, according to our study experience and know-how, the better relation price-quality-lifetime.

BHTS 330° (51200 Serie)

Thrust Ball Bearings for Extreme Temperature

[ONLY FOR AUTOMATIC LUBRICATION]



OPERATING RANGE: 20° / 330°C

ECONOMIC OPERATING RANGE: 200° / 330°C

Designation	Bore (B)	Diam (D)	Diam (D1)	Width (W)	Weight, g	Limiting Speed, RPM	Static Load, kN at 330°C	Static Load, kN at 20°C
51200 BHTS 330°	10	26	12	11	30	100	12,83	18,6
51201 BHTS 330°	12	28	14	11	30	100	14,34	20,8
51202 BHTS 330°	15	32	17	12	50	100	18,62	27,0
51203 BHTS 330°	17	35	19	12	50	100	20,69	30,0
51204 BHTS 330°	20	40	22	14	80	100	28,28	41,0
51205 BHTS 330°	25	47	27	15	110	100	37,93	55,0
51206 BHTS 330°	30	52	32	16	130	100	40,69	59,0
51207 BHTS 330°	35	62	37	18	220	100	50,69	73,5
51208 BHTS 330°	40	68	42	19	280	100	73,10	106
51209 BHTS 330°	45	73	47	20	300	100	75,17	109
51210 BHTS 330°	50	78	52	22	370	100	80,00	116
51211 BHTS 330°	55	90	57	25	590	100	101,38	147
51212 BHTS 330°	60	95	62	26	650	100	103,45	150
51213 BHTS 330°	65	100	67	27	780	100	113,10	164
51214 BHTS 330°	70	105	72	27	790	100	118,62	172
51215 BHTS 330°	75	110	77	27	830	100	126,90	184

OPERATING RANGE is the correct technical range in which can be used the bearing with good operating result.

ECONOMIC OPERATING RANGE is the range of temperature in which you can find, according to our study experience and know-how, the better relation price-quality-lifetime.



BHTS ZZ 350° BECO PLUS

Ball Bearings for Extreme Temperature

The BHTS ZZ 350° BECO PLUS ball bearings are designed on the dimensions of standard bearing, but with appropriate treatment of stabilization, surface treatment and special radial clearance.

The new grease-compound developed for BECO can reach 375°C without losing any characteristics and allow the bearing to work till 350°C with stable characteristic of rotation.

Technical characteristics:

Bearing material: steel AISI 52100 (Chrome) stabilized to the application
Treatment of manganese phosphate coating on all steel parts of the bearing
Radial Clearance 4xC5
Shields type ZZ
Lubricated for life with BECO grease-compound for temperatures up to 375°C
Do not need additional lubrication

Fields of application:

Paint Ovens
Steel industry
Furnaces for Ceramic Industry
Trolley Industry, Trolley for Brick Kilns Industry

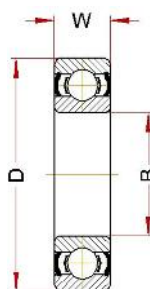
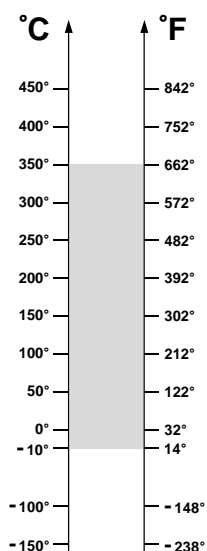
Advantages:

The Most Performant Bearing on the market
Up to 3 times more speed than any other competitors at the maximum temperature



BHTS ZZ 350° BECO PLUS (6000 Serie)

Ball Bearings for Extreme Temperature



OPERATING RANGE: 10° / 350°C

ECONOMIC OPERATING RANGE: 250° / 350°C

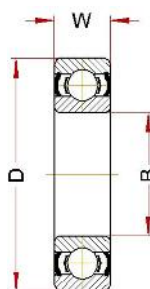
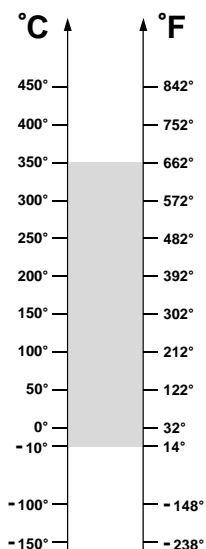
Designation	Bore (B)	Diam (D)	Width (W)	Weight, g	Limiting Speed, RPM	Static Load, kN at 350°C	Static Load, kN at 20°C
6000 BHTS ZZ 350° BECO PLUS	10	26	8	20	564	1,35	1,96
6001 BHTS ZZ 350° BECO PLUS	12	28	8	25	524	1,63	2,36
6002 BHTS ZZ 350° BECO PLUS	15	32	9	30	484	1,97	2,85
6003 BHTS ZZ 350° BECO PLUS	17	35	10	40	444	2,24	3,25
6004 BHTS ZZ 350° BECO PLUS	20	42	12	69	400	3,45	5,00
6005 BHTS ZZ 350° BECO PLUS	25	47	12	80	340	4,04	5,85
6006 BHTS ZZ 350° BECO PLUS	30	55	13	120	260	5,52	8,00
6007 BHTS ZZ 350° BECO PLUS	35	62	14	160	220	7,17	10,4
6008 BHTS ZZ 350° BECO PLUS	40	68	15	190	200	8,14	11,8
6009 BHTS ZZ 350° BECO PLUS	45	75	16	250	180	9,86	14,3
6010 BHTS ZZ 350° BECO PLUS	50	80	16	260	170	10,76	15,6
6011 BHTS ZZ 350° BECO PLUS	55	90	18	390	150	14,62	21,2
6012 BHTS ZZ 350° BECO PLUS	60	95	18	420	140	16,00	23,2
6013 BHTS ZZ 350° BECO PLUS	65	100	18	440	126	17,24	25,0
6014 BHTS ZZ 350° BECO PLUS	70	110	20	600	120	21,72	31,5
6015 BHTS ZZ 350° BECO PLUS	75	115	20	640	100	23,45	34,0

OPERATING RANGE is the correct technical range in which can be used the bearing with good operating result.

ECONOMIC OPERATING RANGE is the range of temperature in which you can find, according to our study experience and know-how, the better relation price-quality-lifetime.

BHTS ZZ 350° BECO PLUS (6200 Serie)

Ball Bearings for Extreme Temperature



OPERATING RANGE: 10° / 350°C

ECONOMIC OPERATING RANGE: 250° / 350°C

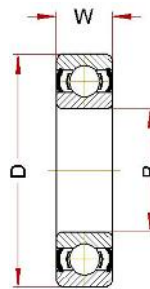
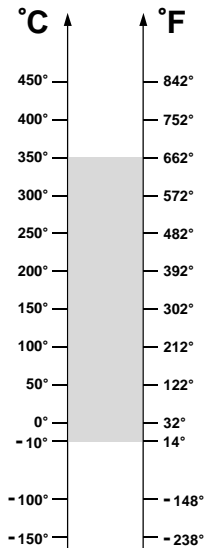
Designation	Bore (B)	Diam (D)	Width (W)	Weight, g	Limiting Speed, RPM	Static Load, kN at 350°C	Static Load, kN at 20°C
6200 BHTS ZZ 350° BECO PLUS	10	30	9	30	524	1,79	2,60
6201 BHTS ZZ 350° BECO PLUS	12	32	10	37	484	2,14	3,10
6202 BHTS ZZ 350° BECO PLUS	15	35	11	45	360	2,59	3,75
6203 BHTS ZZ 350° BECO PLUS	17	40	12	65	350	3,28	4,75
6204 BHTS ZZ 350° BECO PLUS	20	47	14	110	300	4,52	6,55
6205 BHTS ZZ 350° BECO PLUS	25	52	15	130	280	5,52	8,00
6206 BHTS ZZ 350° BECO PLUS	30	62	16	200	220	7,72	11,2
6207 BHTS ZZ 350° BECO PLUS	35	72	17	290	200	10,55	15,3
6208 BHTS ZZ 350° BECO PLUS	40	80	18	370	170	12,41	18,0
6209 BHTS ZZ 350° BECO PLUS	45	85	19	410	160	14,06	20,4
6210 BHTS ZZ 350° BECO PLUS	50	90	20	460	150	16,55	24,0
6211 BHTS ZZ 350° BECO PLUS	55	100	21	610	134	20,00	29,0
6212 BHTS ZZ 350° BECO PLUS	60	110	22	780	120	24,83	36,0
6213 BHTS ZZ 350° BECO PLUS	65	120	23	990	106	28,62	41,5
6214 BHTS ZZ 350° BECO PLUS	70	125	24	1040	100	30,35	44,0
6215 BHTS ZZ 350° BECO PLUS	75	130	25	1210	100	33,79	49,0

OPERATING RANGE is the correct technical range in which can be used the bearing with good operating result.

ECONOMIC OPERATING RANGE is the range of temperature in which you can find, according to our study experience and know-how, the better relation price-quality-lifetime.

BHTS ZZ 350° BECO PLUS (6300 Serie)

Ball Bearings for Extreme Temperature



OPERATING RANGE: 10° / 350°C

ECONOMIC OPERATING RANGE: 250° / 350°C

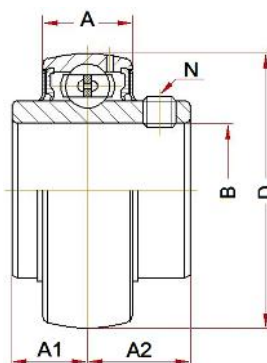
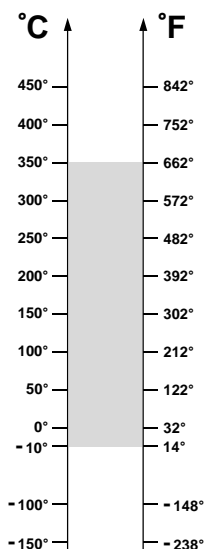
Designation	Bore (B)	Diam (D)	Width (W)	Weight, g	Limiting Speed, RPM	Static Load, kN at 350°C	Static Load, kN at 20°C
6300 BHTS ZZ 350° BECO PLUS	10	35	11	52	440	2,38	3,45
6301 BHTS ZZ 350° BECO PLUS	12	37	12	60	400	2,86	4,15
6302 BHTS ZZ 350° BECO PLUS	15	42	13	80	360	3,72	5,40
6303 BHTS ZZ 350° BECO PLUS	17	47	14	120	320	4,52	6,55
6304 BHTS ZZ 350° BECO PLUS	20	52	15	140	280	5,86	8,50
6305 BHTS ZZ 350° BECO PLUS	25	62	17	225	220	7,86	11,4
6306 BHTS ZZ 350° BECO PLUS	30	72	19	350	190	11,24	16,3
6307 BHTS ZZ 350° BECO PLUS	35	80	21	450	170	13,10	19,0
6308 BHTS ZZ 350° BECO PLUS	40	90	23	620	150	17,24	25,0
6309 BHTS ZZ 350° BECO PLUS	45	100	25	830	134	22,06	32,0
6310 BHTS ZZ 350° BECO PLUS	50	110	27	1050	120	26,21	38,0
6311 BHTS ZZ 350° BECO PLUS	55	120	29	1350	106	32,76	47,5
6312 BHTS ZZ 350° BECO PLUS	60	130	31	1700	100	35,86	52,0
6313 BHTS ZZ 350° BECO PLUS	65	140	33	2100	100	41,38	60,0
6314 BHTS ZZ 350° BECO PLUS	70	150	35	2500	100	46,90	68,0
6315 BHTS ZZ 350° BECO PLUS	75	160	37	3000	100	52,76	76,5

OPERATING RANGE is the correct technical range in which can be used the bearing with good operating result.

ECONOMIC OPERATING RANGE is the range of temperature in which you can find, according to our study experience and know-how, the better relation price-quality-lifetime.

BHTS ZZ 350° BECO PLUS (UC Serie)

Insert Bearings for Extreme Temperature



OPERATING RANGE: 10° / 350°C

ECONOMIC OPERATING RANGE: 250° / 350°C

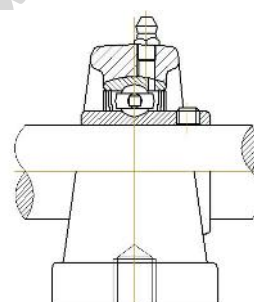
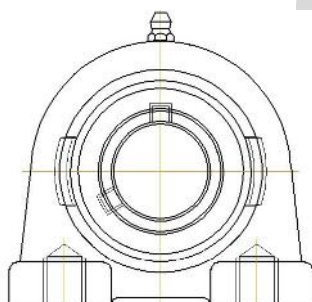

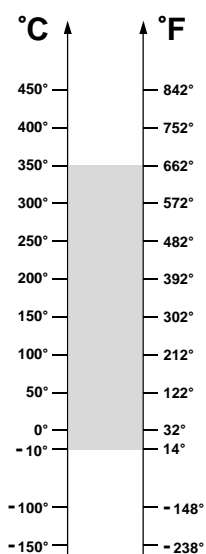
Designation	Bore (B)	Diam (D)	A	A1	A2	N	Weight, g	Limiting Speed, RPM	Static Load, kN at 350°C	Static Load, kN at 20°C
UC 201 BHTS ZZ 350° BECO PLUS	12	47	13 ± 2	11,5	15,9	M6x0,75	200	300	4,55	6,60
UC 202 BHTS ZZ 350° BECO PLUS	15	47	13 ± 2	11,5	15,9	M6x0,75	200	300	4,55	6,60
UC 203 BHTS ZZ 350° BECO PLUS	17	47	13 ± 2	11,5	15,9	M6x0,75	200	300	4,55	6,60
UC 204 BHTS ZZ 350° BECO PLUS	20	47	15 ± 2	12,7	18,3	M6x0,75	250	300	4,55	6,60
UC 205 BHTS ZZ 350° BECO PLUS	25	52	16 ± 1	14,3	19,8	M6x0,75	300	280	5,39	7,80
UC 206 BHTS ZZ 350° BECO PLUS	30	62	17 ± 2	15,9	22,2	M6x0,75	350	220	7,72	11,2
UC 207 BHTS ZZ 350° BECO PLUS	35	72	18 ± 2	17,5	25,4	M8x1,00	500	200	10,4	15,1
UC 208 BHTS ZZ 350° BECO PLUS	40	80	19 ± 2	19,0	30,2	M8x1,00	700	170	12,6	18,2
UC 209 BHTS ZZ 350° BECO PLUS	45	85	20 ± 2	19,0	30,2	M8x1,00	800	160	14,2	20,6
UC 210 BHTS ZZ 350° BECO PLUS	50	90	22 ± 2	19,0	32,6	M10x1,25	900	150	15,9	23,1
UC 211 BHTS ZZ 350° BECO PLUS	55	100	23 ± 2	22,2	33,4	M10x1,25	1300	134	20,0	29,0
UC 212 BHTS ZZ 350° BECO PLUS	60	110	24 ± 3	25,4	39,7	M10x1,25	1700	120	22,5	32,6
UC 213 BHTS ZZ 350° BECO PLUS	65	120	27 ± 5	25,4	39,7	M10x1,25	1900	106	27,4	39,8
UC 214 BHTS ZZ 350° BECO PLUS	70	125	28 ± 5	30,2	44,4	M12x1,50	2100	100	30,8	44,7
UC 215 BHTS ZZ 350° BECO PLUS	75	130	29 ± 5	33,3	44,5	M12x1,50	2200	100	33,9	49,2

OPERATING RANGE is the correct technical range in which can be used the bearing with good operating result.

ECONOMIC OPERATING RANGE is the range of temperature in which you can find, according to our study experience and know-how, the better relation price-quality-lifetime.

BHTS ZZ 350° BECO PLUS (UCPA Serie)

Pillow Blocks for Extreme Temperature



* For dimensions please refer to section: HOUSINGS

OPERATING RANGE: 10° / 350°C

ECONOMIC OPERATING RANGE: 250° / 350°C

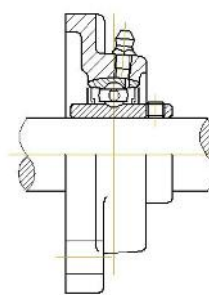
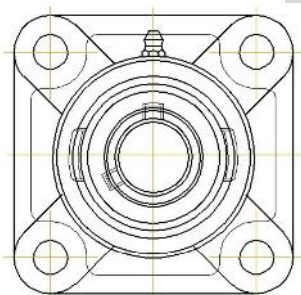

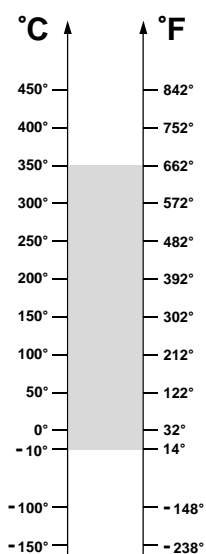
Unit code	Bearing code	Housing code
UCPA 201 BHTS ZZ 350° BECO PLUS	UC 201 BHTS ZZ 350° BECO PLUS	PA 204 SS
UCPA 202 BHTS ZZ 350° BECO PLUS	UC 202 BHTS ZZ 350° BECO PLUS	PA 204 SS
UCPA 203 BHTS ZZ 350° BECO PLUS	UC 203 BHTS ZZ 350° BECO PLUS	PA 204 SS
UCPA 204 BHTS ZZ 350° BECO PLUS	UC 204 BHTS ZZ 350° BECO PLUS	PA 204 SS
UCPA 205 BHTS ZZ 350° BECO PLUS	UC 205 BHTS ZZ 350° BECO PLUS	PA 205 SS
UCPA 206 BHTS ZZ 350° BECO PLUS	UC 206 BHTS ZZ 350° BECO PLUS	PA 206 SS
UCPA 207 BHTS ZZ 350° BECO PLUS	UC 207 BHTS ZZ 350° BECO PLUS	PA 207 SS
UCPA 208 BHTS ZZ 350° BECO PLUS	UC 208 BHTS ZZ 350° BECO PLUS	PA 208 SS
UCPA 209 BHTS ZZ 350° BECO PLUS	UC 209 BHTS ZZ 350° BECO PLUS	PA 209 SS
UCPA 210 BHTS ZZ 350° BECO PLUS	UC 210 BHTS ZZ 350° BECO PLUS	PA 210 SS

OPERATING RANGE is the correct technical range in which can be used the bearing with good operating result.

ECONOMIC OPERATING RANGE is the range of temperature in which you can find, according to our study experience and know-how, the better relation price-quality-lifetime.

BHTS ZZ 350° BECO PLUS (UCF Serie)

Pillow Blocks for Extreme Temperature



* For dimensions please refer to section: HOUSINGS

OPERATING RANGE: 10° / 350°C

ECONOMIC OPERATING RANGE: 250° / 350°C

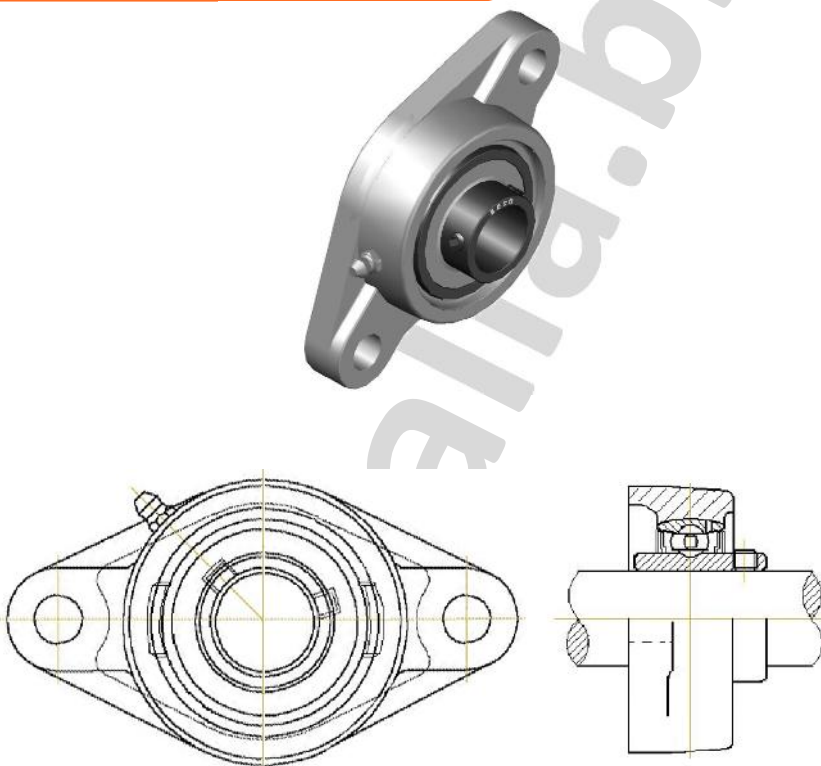
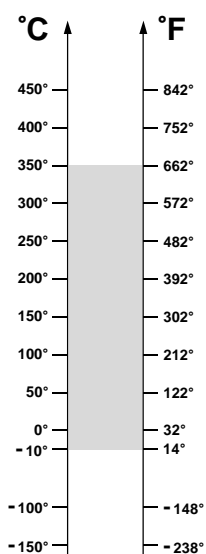
Unit code	Bearing code	Housing code
UCF 201 BHTS ZZ 350° BECO PLUS	UC 201 BHTS ZZ 350° BECO PLUS	F 204 SS
UCF 202 BHTS ZZ 350° BECO PLUS	UC 202 BHTS ZZ 350° BECO PLUS	F 204 SS
UCF 203 BHTS ZZ 350° BECO PLUS	UC 203 BHTS ZZ 350° BECO PLUS	F 204 SS
UCF 204 BHTS ZZ 350° BECO PLUS	UC 204 BHTS ZZ 350° BECO PLUS	F 204 SS
UCF 205 BHTS ZZ 350° BECO PLUS	UC 205 BHTS ZZ 350° BECO PLUS	F 205 SS
UCF 206 BHTS ZZ 350° BECO PLUS	UC 206 BHTS ZZ 350° BECO PLUS	F 206 SS
UCF 207 BHTS ZZ 350° BECO PLUS	UC 207 BHTS ZZ 350° BECO PLUS	F 207 SS
UCF 208 BHTS ZZ 350° BECO PLUS	UC 208 BHTS ZZ 350° BECO PLUS	F 208 SS
UCF 209 BHTS ZZ 350° BECO PLUS	UC 209 BHTS ZZ 350° BECO PLUS	F 209 SS
UCF 210 BHTS ZZ 350° BECO PLUS	UC 210 BHTS ZZ 350° BECO PLUS	F 210 SS
UCF 211 BHTS ZZ 350° BECO PLUS	UC 211 BHTS ZZ 350° BECO PLUS	F 211 SS
UCF 212 BHTS ZZ 350° BECO PLUS	UC 212 BHTS ZZ 350° BECO PLUS	F 212 SS
UCF 213 BHTS ZZ 350° BECO PLUS	UC 213 BHTS ZZ 350° BECO PLUS	F 213 SS
UCF 214 BHTS ZZ 350° BECO PLUS	UC 214 BHTS ZZ 350° BECO PLUS	F 214 SS
UCF 215 BHTS ZZ 350° BECO PLUS	UC 215 BHTS ZZ 350° BECO PLUS	F 215 SS

OPERATING RANGE is the correct technical range in which can be used the bearing with good operating result.

ECONOMIC OPERATING RANGE is the range of temperature in which you can find, according to our study experience and know-how, the better relation price-quality-lifetime.

BHTS ZZ 350° BECO PLUS (UCFL Serie)

Pillow Blocks for Extreme Temperature



* For dimensions please refer to section: HOUSINGS

OPERATING RANGE: 10° / 350°C

ECONOMIC OPERATING RANGE: 250° / 350°C

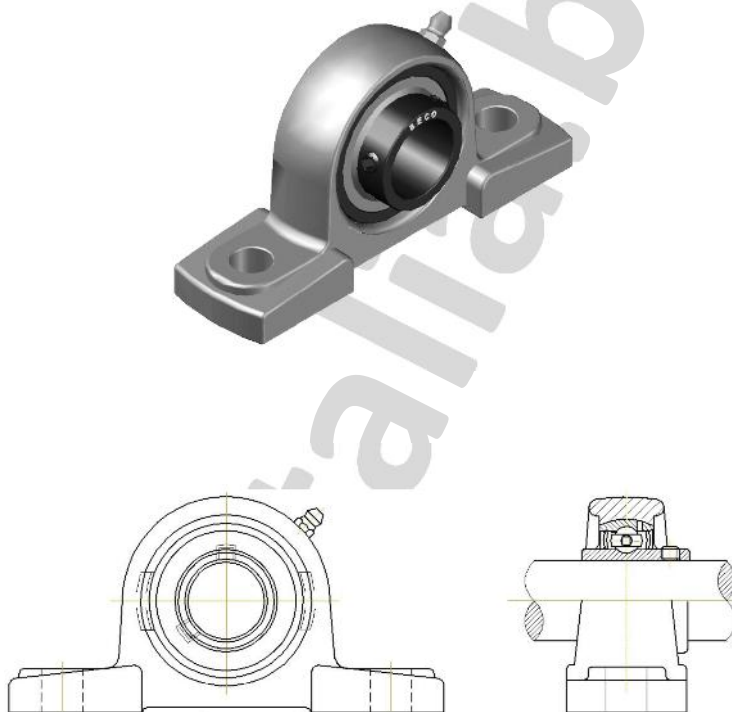
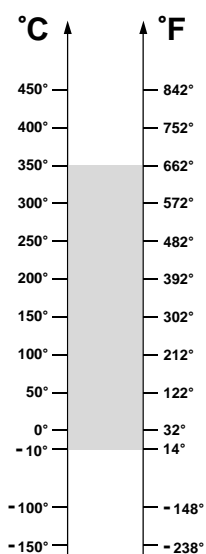
Unit code	Bearing code	Housing code
UCFL 201 BHTS ZZ 350° BECO PLUS	UC 201 BHTS ZZ 350° BECO PLUS	FL 204 SS
UCFL 202 BHTS ZZ 350° BECO PLUS	UC 202 BHTS ZZ 350° BECO PLUS	FL 204 SS
UCFL 203 BHTS ZZ 350° BECO PLUS	UC 203 BHTS ZZ 350° BECO PLUS	FL 204 SS
UCFL 204 BHTS ZZ 350° BECO PLUS	UC 204 BHTS ZZ 350° BECO PLUS	FL 204 SS
UCFL 205 BHTS ZZ 350° BECO PLUS	UC 205 BHTS ZZ 350° BECO PLUS	FL 205 SS
UCFL 206 BHTS ZZ 350° BECO PLUS	UC 206 BHTS ZZ 350° BECO PLUS	FL 206 SS
UCFL 207 BHTS ZZ 350° BECO PLUS	UC 207 BHTS ZZ 350° BECO PLUS	FL 207 SS
UCFL 208 BHTS ZZ 350° BECO PLUS	UC 208 BHTS ZZ 350° BECO PLUS	FL 208 SS
UCFL 209 BHTS ZZ 350° BECO PLUS	UC 209 BHTS ZZ 350° BECO PLUS	FL 209 SS
UCFL 210 BHTS ZZ 350° BECO PLUS	UC 210 BHTS ZZ 350° BECO PLUS	FL 210 SS
UCFL 211 BHTS ZZ 350° BECO PLUS	UC 211 BHTS ZZ 350° BECO PLUS	FL 211 SS
UCFL 212 BHTS ZZ 350° BECO PLUS	UC 212 BHTS ZZ 350° BECO PLUS	FL 212 SS

OPERATING RANGE is the correct technical range in which can be used the bearing with good operating result.

ECONOMIC OPERATING RANGE is the range of temperature in which you can find, according to our study experience and know-how, the better relation price-quality-lifetime.

BHTS ZZ 350° BECO PLUS (UCP Serie)

Pillow Blocks for Extreme Temperature



* For dimensions please refer to section: HOUSINGS

OPERATING RANGE: 10° / 350°C

ECONOMIC OPERATING RANGE: 250° / 350°C

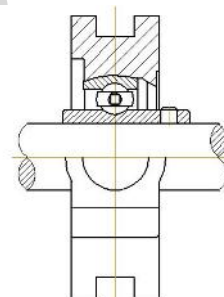
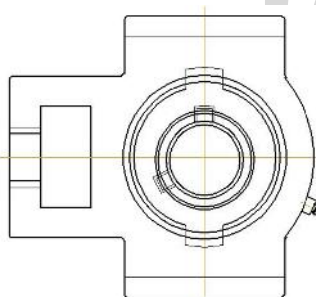

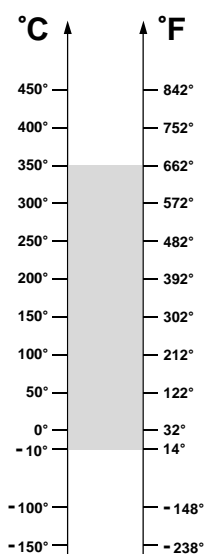
Unit code	Bearing code	Housing code
UCP 201 BHTS ZZ 350° BECO PLUS	UC 201 BHTS ZZ 350° BECO PLUS	P 204 SS
UCP 202 BHTS ZZ 350° BECO PLUS	UC 202 BHTS ZZ 350° BECO PLUS	P 204 SS
UCP 203 BHTS ZZ 350° BECO PLUS	UC 203 BHTS ZZ 350° BECO PLUS	P 204 SS
UCP 204 BHTS ZZ 350° BECO PLUS	UC 204 BHTS ZZ 350° BECO PLUS	P 204 SS
UCP 205 BHTS ZZ 350° BECO PLUS	UC 205 BHTS ZZ 350° BECO PLUS	P 205 SS
UCP 206 BHTS ZZ 350° BECO PLUS	UC 206 BHTS ZZ 350° BECO PLUS	P 206 SS
UCP 207 BHTS ZZ 350° BECO PLUS	UC 207 BHTS ZZ 350° BECO PLUS	P 207 SS
UCP 208 BHTS ZZ 350° BECO PLUS	UC 208 BHTS ZZ 350° BECO PLUS	P 208 SS
UCP 209 BHTS ZZ 350° BECO PLUS	UC 209 BHTS ZZ 350° BECO PLUS	P 209 SS
UCP 210 BHTS ZZ 350° BECO PLUS	UC 210 BHTS ZZ 350° BECO PLUS	P 210 SS
UCP 211 BHTS ZZ 350° BECO PLUS	UC 211 BHTS ZZ 350° BECO PLUS	P 211 SS
UCP 212 BHTS ZZ 350° BECO PLUS	UC 212 BHTS ZZ 350° BECO PLUS	P 212 SS
UCP 213 BHTS ZZ 350° BECO PLUS	UC 213 BHTS ZZ 350° BECO PLUS	P 213 SS
UCP 214 BHTS ZZ 350° BECO PLUS	UC 214 BHTS ZZ 350° BECO PLUS	P 214 SS
UCP 215 BHTS ZZ 350° BECO PLUS	UC 215 BHTS ZZ 350° BECO PLUS	P 215 SS

OPERATING RANGE is the correct technical range in which can be used the bearing with good operating result.

ECONOMIC OPERATING RANGE is the range of temperature in which you can find, according to our study experience and know-how, the better relation price-quality-lifetime.

BHTS ZZ 350° BECO PLUS (UCT Serie)

Pillow Blocks for Extreme Temperature



* For dimensions please refer to section: HOUSINGS

OPERATING RANGE: 10° / 350°C

ECONOMIC OPERATING RANGE: 250° / 350°C

Unit code	Bearing code	Housing code
UCT 201 BHTS ZZ 350° BECO PLUS	UC 201 BHTS ZZ 350° BECO PLUS	T 204 SS
UCT 202 BHTS ZZ 350° BECO PLUS	UC 202 BHTS ZZ 350° BECO PLUS	T 204 SS
UCT 203 BHTS ZZ 350° BECO PLUS	UC 203 BHTS ZZ 350° BECO PLUS	T 204 SS
UCT 204 BHTS ZZ 350° BECO PLUS	UC 204 BHTS ZZ 350° BECO PLUS	T 204 SS
UCT 205 BHTS ZZ 350° BECO PLUS	UC 205 BHTS ZZ 350° BECO PLUS	T 205 SS
UCT 206 BHTS ZZ 350° BECO PLUS	UC 206 BHTS ZZ 350° BECO PLUS	T 206 SS
UCT 207 BHTS ZZ 350° BECO PLUS	UC 207 BHTS ZZ 350° BECO PLUS	T 207 SS
UCT 208 BHTS ZZ 350° BECO PLUS	UC 208 BHTS ZZ 350° BECO PLUS	T 208 SS
UCT 209 BHTS ZZ 350° BECO PLUS	UC 209 BHTS ZZ 350° BECO PLUS	T 209 SS
UCT 210 BHTS ZZ 350° BECO PLUS	UC 210 BHTS ZZ 350° BECO PLUS	T 210 SS
UCT 211 BHTS ZZ 350° BECO PLUS	UC 211 BHTS ZZ 350° BECO PLUS	T 211 SS
UCT 212 BHTS ZZ 350° BECO PLUS	UC 212 BHTS ZZ 350° BECO PLUS	T 212 SS

OPERATING RANGE is the correct technical range in which can be used the bearing with good operating result.

ECONOMIC OPERATING RANGE is the range of temperature in which you can find, according to our study experience and know-how, the better relation price-quality-lifetime.



BHTS ZZ GR CG 350°

Ball Bearings for Extreme Temperature

The BHTS ZZ GR CG 350° ball bearings are designed on the dimensions of standard bearing, but with appropriate treatment of stabilization, surface treatment, radial clearance and a special integral cage made from graphite, that make them suitable to operate from -50° to +350°C. Their recommended range of application is only between 280° and 350°C.

The main feature of these bearings is to work in total absence of any kind of grease because it is lubricated directly from graphite cage, which makes them "green" through lack of operating any type of issue that can harm environment.

Technical characteristics:

Bearing material: steel AISI 52100 (Chrome) stabilized to the application
Treatment of manganese phosphate coating on all steel parts of the bearing
Radial Clearance 4xC5
Shields type ZZ
In one piece graphite cage (coronet cage)
Lubrication for life from the graphite cage

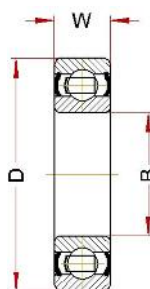
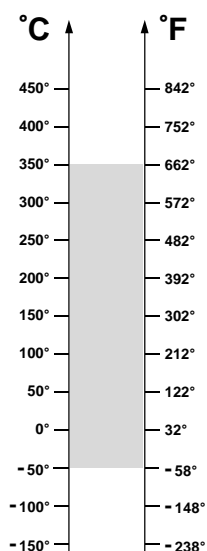
Fields of application:

Paint Ovens
Steel industry
Furnaces for Ceramic Industry
Trolley Industry, Trolley for Brick Kilns Industry



BHTS ZZ GR CG 350° (6000 Serie)

Ball Bearings for Extreme Temperature



OPERATING RANGE: 50° / 350°C

ECONOMIC OPERATING RANGE: 250° / 350°C

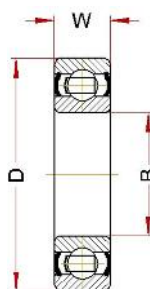
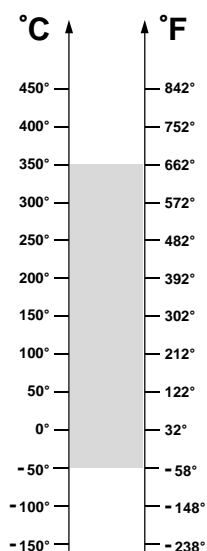
Designation	Bore (B)	Diam (D)	Width (W)	Weight, g	Limiting Speed, RPM	Static Load, kN at 350°C	Static Load, kN at 20°C
6000 BHTS ZZ GR CG 350°	10	26	8	20	90	1,35	1,96
6001 BHTS ZZ GR CG 350°	12	28	8	25	85	1,63	2,36
6002 BHTS ZZ GR CG 350°	15	32	9	30	80	1,97	2,85
6003 BHTS ZZ GR CG 350°	17	35	10	40	75	2,24	3,25
6004 BHTS ZZ GR CG 350°	20	42	12	69	70	3,45	5,00
6005 BHTS ZZ GR CG 350°	25	47	12	80	65	4,03	5,85
6006 BHTS ZZ GR CG 350°	30	55	13	120	60	5,52	8,00
6007 BHTS ZZ GR CG 350°	35	62	14	160	55	7,17	10,4
6008 BHTS ZZ GR CG 350°	40	68	15	190	50	8,14	11,8
6009 BHTS ZZ GR CG 350°	45	75	16	250	45	9,86	14,3
6010 BHTS ZZ GR CG 350°	50	80	16	260	40	10,76	15,6
6011 BHTS ZZ GR CG 350°	55	90	18	390	40	14,62	21,2
6012 BHTS ZZ GR CG 350°	60	95	18	420	40	16,00	23,2
6013 BHTS ZZ GR CG 350°	65	100	18	440	40	17,24	25,0
6014 BHTS ZZ GR CG 350°	70	110	20	600	40	21,72	31,5
6015 BHTS ZZ GR CG 350°	75	115	20	640	40	23,45	34,0

OPERATING RANGE is the correct technical range in which can be used the bearing with good operating result.

ECONOMIC OPERATING RANGE is the range of temperature in which you can find, according to our study experience and know-how, the better relation price-quality-lifetime.

BHTS ZZ GR CG 350° (6200 Serie)

Ball Bearings for Extreme Temperature



OPERATING RANGE: 50° / 350°C

ECONOMIC OPERATING RANGE: 250° / 350°C

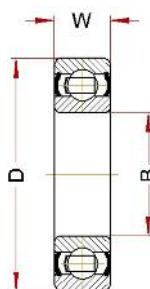
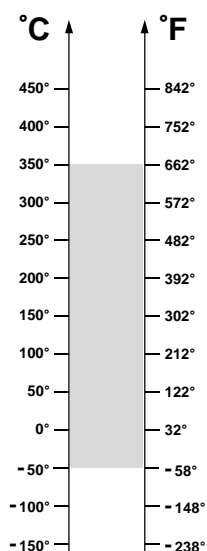
Designation	Bore (B)	Diam (D)	Width (W)	Weight, g	Limiting Speed, RPM	Static Load, kN at 350°C	Static Load, kN at 20°C
6200 BHTS ZZ GR CG 350°	10	30	9	30	90	1,79	2,60
6201 BHTS ZZ GR CG 350°	12	32	10	37	85	2,14	3,10
6202 BHTS ZZ GR CG 350°	15	35	11	45	80	2,59	3,75
6203 BHTS ZZ GR CG 350°	17	40	12	65	75	3,27	4,75
6204 BHTS ZZ GR CG 350°	20	47	14	110	70	4,52	6,55
6205 BHTS ZZ GR CG 350°	25	52	15	130	65	5,52	8,00
6206 BHTS ZZ GR CG 350°	30	62	16	200	60	7,72	11,2
6207 BHTS ZZ GR CG 350°	35	72	17	290	55	10,55	15,3
6208 BHTS ZZ GR CG 350°	40	80	18	370	50	12,41	18,0
6209 BHTS ZZ GR CG 350°	45	85	19	410	45	14,06	20,4
6210 BHTS ZZ GR CG 350°	50	90	20	460	40	16,55	24,0
6211 BHTS ZZ GR CG 350°	55	100	21	610	40	20,00	29,0
6212 BHTS ZZ GR CG 350°	60	110	22	780	40	24,83	36,0
6213 BHTS ZZ GR CG 350°	65	120	23	990	40	28,62	41,5
6214 BHTS ZZ GR CG 350°	70	125	24	1040	40	30,34	44,0
6215 BHTS ZZ GR CG 350°	75	130	25	1210	40	33,79	49,0

OPERATING RANGE is the correct technical range in which can be used the bearing with good operating result.

ECONOMIC OPERATING RANGE is the range of temperature in which you can find, according to our study experience and know-how, the better relation price-quality-lifetime.

BHTS ZZ GR CG 350° (6300 Serie)

Ball Bearings for Extreme Temperature



OPERATING RANGE: 50° / 350°C

ECONOMIC OPERATING RANGE: 250° / 350°C

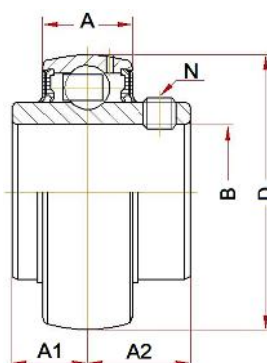
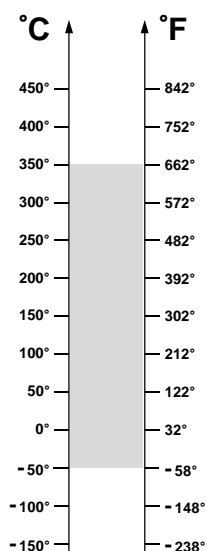
Designation	Bore (B)	Diam (D)	Width (W)	Weight, g	Limiting Speed, RPM	Static Load, kN at 350°C	Static Load, kN at 20°C
6300 BHTS ZZ GR CG 350°	10	35	11	52	90	2,38	3,45
6301 BHTS ZZ GR CG 350°	12	37	12	60	85	2,86	4,15
6302 BHTS ZZ GR CG 350°	15	42	13	80	80	3,72	5,40
6303 BHTS ZZ GR CG 350°	17	47	14	120	75	4,52	6,55
6304 BHTS ZZ GR CG 350°	20	52	15	140	70	5,86	8,50
6305 BHTS ZZ GR CG 350°	25	62	17	225	65	7,86	11,4
6306 BHTS ZZ GR CG 350°	30	72	19	350	60	11,24	16,3
6307 BHTS ZZ GR CG 350°	35	80	21	450	55	13,10	19,0
6308 BHTS ZZ GR CG 350°	40	90	23	620	50	17,24	25,0
6309 BHTS ZZ GR CG 350°	45	100	25	830	45	22,06	32,0
6310 BHTS ZZ GR CG 350°	50	110	27	1050	40	26,20	38,0
6311 BHTS ZZ GR CG 350°	55	120	29	1350	40	32,76	47,5
6312 BHTS ZZ GR CG 350°	60	130	31	1700	40	35,86	52,0
6313 BHTS ZZ GR CG 350°	65	140	33	2100	40	41,38	60,0
6314 BHTS ZZ GR CG 350°	70	150	35	2500	40	46,90	68,0
6315 BHTS ZZ GR CG 350°	75	160	37	3000	40	52,76	76,5

OPERATING RANGE is the correct technical range in which can be used the bearing with good operating result.

ECONOMIC OPERATING RANGE is the range of temperature in which you can find, according to our study experience and know-how, the better relation price-quality-lifetime.

BHTS ZZ GR CG 350° (UC Serie)

Insert Bearings for Extreme Temperature



OPERATING RANGE: 50° / 350°C

ECONOMIC OPERATING RANGE: 250° / 350°C

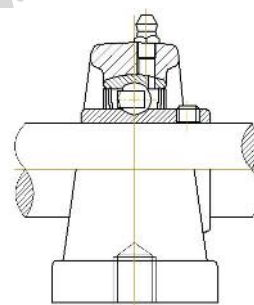
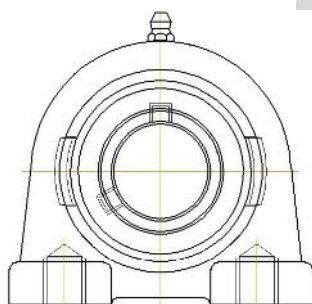

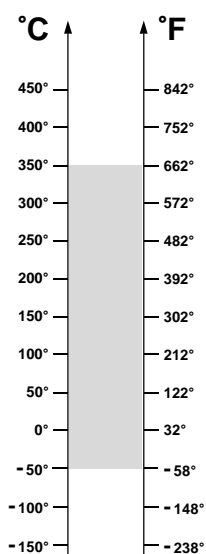
Designation	Bore (B)	Diam (D)	A	A1	A2	N	Weight, g	Limiting Speed, RPM	Static Load, kN at 350°C	Static Load, kN at 20°C
UC 201 BHTS ZZ GR CG 350°	12	47	13 ± 2	11,5	15,9	M6x0,75	200	85	4,55	6,6
UC 202 BHTS ZZ GR CG 350°	15	47	13 ± 2	11,5	15,9	M6x0,75	200	80	4,55	6,6
UC 203 BHTS ZZ GR CG 350°	17	47	13 ± 2	11,5	15,9	M6x0,75	200	75	4,55	6,6
UC 204 BHTS ZZ GR CG 350°	20	47	15 ± 2	12,7	18,3	M6x0,75	250	70	4,55	6,6
UC 205 BHTS ZZ GR CG 350°	25	52	16 ± 1	14,3	19,8	M6x0,75	300	65	5,39	7,8
UC 206 BHTS ZZ GR CG 350°	30	62	17 ± 2	15,9	22,2	M6x0,75	350	60	7,72	11,2
UC 207 BHTS ZZ GR CG 350°	35	72	18 ± 2	17,5	25,4	M8x1,00	500	55	10,4	15,1
UC 208 BHTS ZZ GR CG 350°	40	80	19 ± 2	19,0	30,2	M8x1,00	700	50	12,6	18,2
UC 209 BHTS ZZ GR CG 350°	45	85	20 ± 2	19,0	30,2	M8x1,00	800	45	14,2	20,6
UC 210 BHTS ZZ GR CG 350°	50	90	22 ± 2	19,0	32,6	M10x1,25	900	40	15,9	23,1
UC 211 BHTS ZZ GR CG 350°	55	100	23 ± 2	22,2	33,4	M10x1,25	1300	40	20,0	29,0
UC 212 BHTS ZZ GR CG 350°	60	110	24 ± 3	25,4	39,7	M10x1,25	1700	40	22,5	32,6
UC 213 BHTS ZZ GR CG 350°	65	120	27 ± 5	25,4	39,7	M10x1,25	1900	40	27,4	39,8
UC 214 BHTS ZZ GR CG 350°	70	125	28 ± 5	30,2	44,4	M12x1,50	2100	40	30,8	44,7
UC 215 BHTS ZZ GR CG 350°	75	130	29 ± 5	33,3	44,5	M12x1,50	2200	40	33,9	49,2

OPERATING RANGE is the correct technical range in which can be used the bearing with good operating result.

ECONOMIC OPERATING RANGE is the range of temperature in which you can find, according to our study experience and know-how, the better relation price-quality-lifetime.

BHTS ZZ GR CG 350° (UCPA Serie)

Pillow Blocks for Extreme Temperature



* For dimensions please refer to section: HOUSINGS

OPERATING RANGE: 50° / 350°C

ECONOMIC OPERATING RANGE: 250° / 350°C

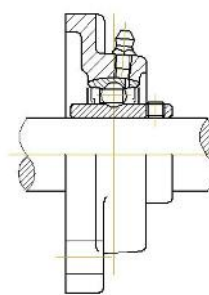
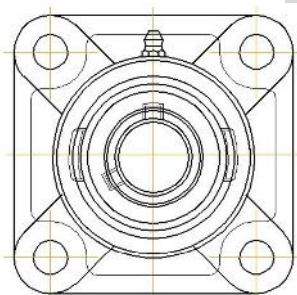

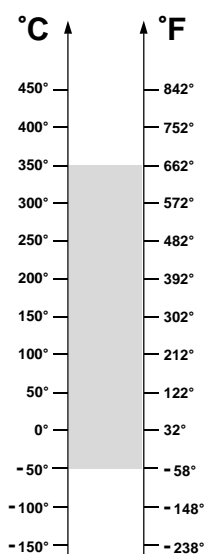
Unit code	Bearing code	Housing code
UCPA 201 BHTS ZZ GR CG 350°	UC 201 BHTS ZZ GR CG 350°	PA 204 SS
UCPA 202 BHTS ZZ GR CG 350°	UC 202 BHTS ZZ GR CG 350°	PA 204 SS
UCPA 203 BHTS ZZ GR CG 350°	UC 203 BHTS ZZ GR CG 350°	PA 204 SS
UCPA 204 BHTS ZZ GR CG 350°	UC 204 BHTS ZZ GR CG 350°	PA 204 SS
UCPA 205 BHTS ZZ GR CG 350°	UC 205 BHTS ZZ GR CG 350°	PA 205 SS
UCPA 206 BHTS ZZ GR CG 350°	UC 206 BHTS ZZ GR CG 350°	PA 206 SS
UCPA 207 BHTS ZZ GR CG 350°	UC 207 BHTS ZZ GR CG 350°	PA 207 SS
UCPA 208 BHTS ZZ GR CG 350°	UC 208 BHTS ZZ GR CG 350°	PA 208 SS
UCPA 209 BHTS ZZ GR CG 350°	UC 209 BHTS ZZ GR CG 350°	PA 209 SS
UCPA 210 BHTS ZZ GR CG 350°	UC 210 BHTS ZZ GR CG 350°	PA 210 SS

OPERATING RANGE is the correct technical range in which can be used the bearing with good operating result.

ECONOMIC OPERATING RANGE is the range of temperature in which you can find, according to our study experience and know-how, the better relation price-quality-lifetime.

BHTS ZZ GR CG 350° (UCF Serie)

Pillow Blocks for Extreme Temperature



* For dimensions please refer to section: HOUSINGS

OPERATING RANGE: 50° / 350°C

ECONOMIC OPERATING RANGE: 250° / 350°C

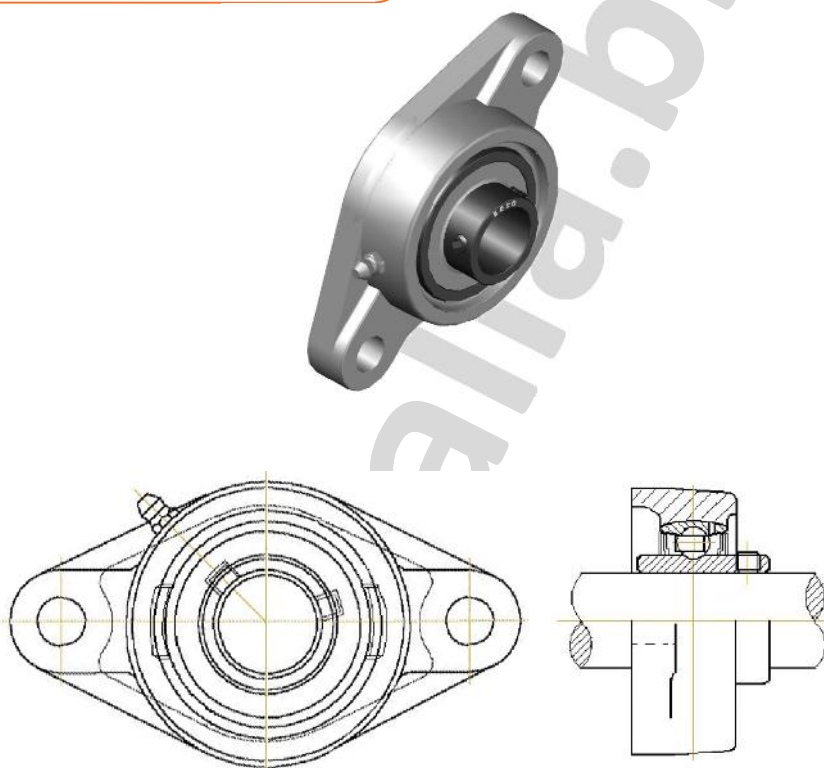
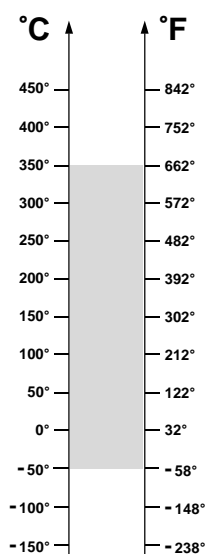
Unit code	Bearing code	Housing code
UCF 201 BHTS ZZ GR CG 350°	UC 201 BHTS ZZ GR CG 350°	F 204 SS
UCF 202 BHTS ZZ GR CG 350°	UC 202 BHTS ZZ GR CG 350°	F 204 SS
UCF 203 BHTS ZZ GR CG 350°	UC 203 BHTS ZZ GR CG 350°	F 204 SS
UCF 204 BHTS ZZ GR CG 350°	UC 204 BHTS ZZ GR CG 350°	F 204 SS
UCF 205 BHTS ZZ GR CG 350°	UC 205 BHTS ZZ GR CG 350°	F 205 SS
UCF 206 BHTS ZZ GR CG 350°	UC 206 BHTS ZZ GR CG 350°	F 206 SS
UCF 207 BHTS ZZ GR CG 350°	UC 207 BHTS ZZ GR CG 350°	F 207 SS
UCF 208 BHTS ZZ GR CG 350°	UC 208 BHTS ZZ GR CG 350°	F 208 SS
UCF 209 BHTS ZZ GR CG 350°	UC 209 BHTS ZZ GR CG 350°	F 209 SS
UCF 210 BHTS ZZ GR CG 350°	UC 210 BHTS ZZ GR CG 350°	F 210 SS
UCF 211 BHTS ZZ GR CG 350°	UC 211 BHTS ZZ GR CG 350°	F 211 SS
UCF 212 BHTS ZZ GR CG 350°	UC 212 BHTS ZZ GR CG 350°	F 212 SS
UCF 213 BHTS ZZ GR CG 350°	UC 213 BHTS ZZ GR CG 350°	F 213 SS
UCF 214 BHTS ZZ GR CG 350°	UC 214 BHTS ZZ GR CG 350°	F 214 SS
UCF 215 BHTS ZZ GR CG 350°	UC 215 BHTS ZZ GR CG 350°	F 215 SS

OPERATING RANGE is the correct technical range in which can be used the bearing with good operating result.

ECONOMIC OPERATING RANGE is the range of temperature in which you can find, according to our study experience and know-how, the better relation price-quality-lifetime.

BHTS ZZ GR CG 350° (UCFL Serie)

Pillow Blocks for Extreme Temperature



* For dimensions please refer to section: HOUSINGS

OPERATING RANGE: 50° / 350°C

ECONOMIC OPERATING RANGE: 250° / 350°C

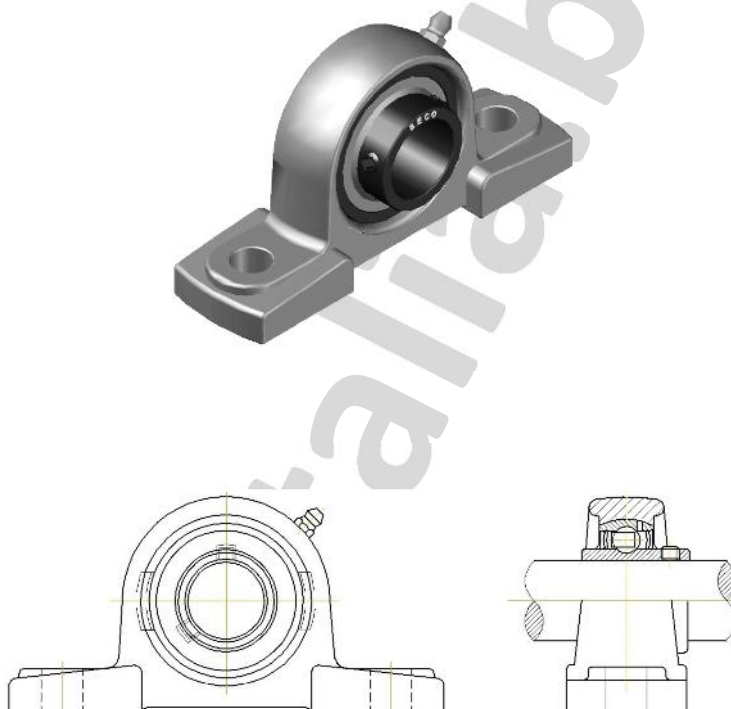
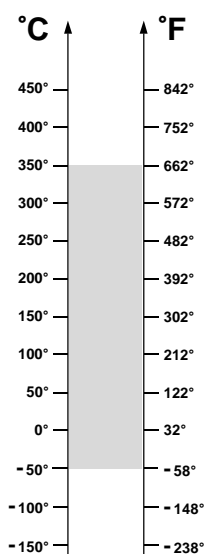
Unit code	Bearing code	Housing code
UCFL 201 BHTS ZZ GR CG 350°	UC 201 BHTS ZZ GR CG 350°	FL 204 SS
UCFL 202 BHTS ZZ GR CG 350°	UC 202 BHTS ZZ GR CG 350°	FL 204 SS
UCFL 203 BHTS ZZ GR CG 350°	UC 203 BHTS ZZ GR CG 350°	FL 204 SS
UCFL 204 BHTS ZZ GR CG 350°	UC 204 BHTS ZZ GR CG 350°	FL 204 SS
UCFL 205 BHTS ZZ GR CG 350°	UC 205 BHTS ZZ GR CG 350°	FL 205 SS
UCFL 206 BHTS ZZ GR CG 350°	UC 206 BHTS ZZ GR CG 350°	FL 206 SS
UCFL 207 BHTS ZZ GR CG 350°	UC 207 BHTS ZZ GR CG 350°	FL 207 SS
UCFL 208 BHTS ZZ GR CG 350°	UC 208 BHTS ZZ GR CG 350°	FL 208 SS
UCFL 209 BHTS ZZ GR CG 350°	UC 209 BHTS ZZ GR CG 350°	FL 209 SS
UCFL 210 BHTS ZZ GR CG 350°	UC 210 BHTS ZZ GR CG 350°	FL 210 SS
UCFL 211 BHTS ZZ GR CG 350°	UC 211 BHTS ZZ GR CG 350°	FL 211 SS
UCFL 212 BHTS ZZ GR CG 350°	UC 212 BHTS ZZ GR CG 350°	FL 212 SS

OPERATING RANGE is the correct technical range in which can be used the bearing with good operating result.

ECONOMIC OPERATING RANGE is the range of temperature in which you can find, according to our study experience and know-how, the better relation price-quality-lifetime.

BHTS ZZ GR CG 350° (UCP Serie)

Pillow Blocks for Extreme Temperature



* For dimensions please refer to section: HOUSINGS

OPERATING RANGE: 50° / 350°C

ECONOMIC OPERATING RANGE: 250° / 350°C

Unit code	Bearing code	Housing code
UCP 201 BHTS ZZ GR CG 350°	UC 201 BHTS ZZ GR CG 350°	P 204 SS
UCP 202 BHTS ZZ GR CG 350°	UC 202 BHTS ZZ GR CG 350°	P 204 SS
UCP 203 BHTS ZZ GR CG 350°	UC 203 BHTS ZZ GR CG 350°	P 204 SS
UCP 204 BHTS ZZ GR CG 350°	UC 204 BHTS ZZ GR CG 350°	P 204 SS
UCP 205 BHTS ZZ GR CG 350°	UC 205 BHTS ZZ GR CG 350°	P 205 SS
UCP 206 BHTS ZZ GR CG 350°	UC 206 BHTS ZZ GR CG 350°	P 206 SS
UCP 207 BHTS ZZ GR CG 350°	UC 207 BHTS ZZ GR CG 350°	P 207 SS
UCP 208 BHTS ZZ GR CG 350°	UC 208 BHTS ZZ GR CG 350°	P 208 SS
UCP 209 BHTS ZZ GR CG 350°	UC 209 BHTS ZZ GR CG 350°	P 209 SS
UCP 210 BHTS ZZ GR CG 350°	UC 210 BHTS ZZ GR CG 350°	P 210 SS
UCP 211 BHTS ZZ GR CG 350°	UC 211 BHTS ZZ GR CG 350°	P 211 SS
UCP 212 BHTS ZZ GR CG 350°	UC 212 BHTS ZZ GR CG 350°	P 212 SS
UCP 213 BHTS ZZ GR CG 350°	UC 213 BHTS ZZ GR CG 350°	P 213 SS
UCP 214 BHTS ZZ GR CG 350°	UC 214 BHTS ZZ GR CG 350°	P 214 SS
UCP 215 BHTS ZZ GR CG 350°	UC 215 BHTS ZZ GR CG 350°	P 215 SS

OPERATING RANGE is the correct technical range in which can be used the bearing with good operating result.

ECONOMIC OPERATING RANGE is the range of temperature in which you can find, according to our study experience and know-how, the better relation price-quality-lifetime.



BHTS ZZ FB 375° BECO PLUS

Ball Bearings for Extreme Temperature

The BHTS ZZ FB 375° BECO PLUS ball bearings are designed on the dimensions of standard bearing, but with appropriate treatment of stabilization, surface treatment, radial clearance and full ball fitting, that make them suitable to operate from 10° to +375°C. Their recommended range of application is between 250° and 375°C.

The BHTS ZZ FB 375° BECO PLUS are long life shielded bearings, greased with a new compound for extreme temperature bearing till +375°C. The unique design allows, through a precision lateral milling, the complete full ball fitting of the bearing. This technical solution helps to avoid the use of steel cage that is normally a weak element of the bearing in the application of high temperatures. The greatest number of balls within the bearing allows increasing the load capacity, especially in the extreme application.

All these characteristics and the use of the new compound for 375°C developed for BECO let us call BHTS ZZ FB 375° BECO PLUS as the most performing BECO production in all known low speed applications.

Technical characteristics:

Bearing material: steel AISI 52100 (Chrome) stabilized to the application
Treatment of manganese phosphate coating on all steel parts of the bearing
Radial Clearance 4xC5
Shields type ZZ
Lubricated for life with BECO grease-compound for temperatures up to 375°C

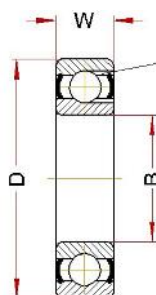
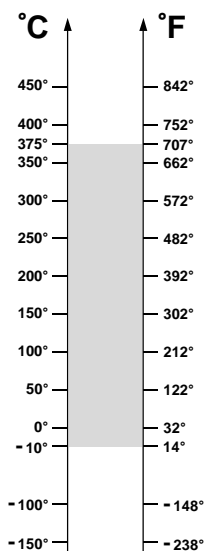
Fields of application:

Paint Ovens
Steel industry
Furnaces for Ceramic Industry
Trolley Industry, Trolley for Brick Kilns Industry



BHTS ZZ FB 375° BECO PLUS (6200 Serie)

Ball Bearings for Extreme Temperature



OPERATING RANGE: 10° / 375°C

ECONOMIC OPERATING RANGE: 250° / 375°C

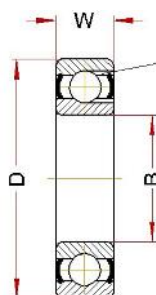
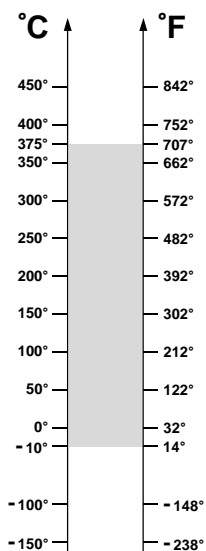
Designation	Bore (B)	Diam (D)	Width (W)	Weight, g	Limiting Speed, RPM	Static Load, kN at 375°C	Static Load, kN at 20°C
6200 BHTS ZZ FB 375° BECO PLUS	10	30	9	31	90	1,79	2,60
6201 BHTS ZZ FB 375° BECO PLUS	12	32	10	38	85	2,14	3,10
6202 BHTS ZZ FB 375° BECO PLUS	15	35	11	47	80	2,59	3,75
6203 BHTS ZZ FB 375° BECO PLUS	17	40	12	67	75	3,28	4,75
6204 BHTS ZZ FB 375° BECO PLUS	20	47	14	114	70	4,52	6,55
6205 BHTS ZZ FB 375° BECO PLUS	25	52	15	134	65	5,52	8,00
6206 BHTS ZZ FB 375° BECO PLUS	30	62	16	206	60	7,72	11,2
6207 BHTS ZZ FB 375° BECO PLUS	35	72	17	300	55	10,55	15,3
6208 BHTS ZZ FB 375° BECO PLUS	40	80	18	382	50	12,41	18,0

OPERATING RANGE is the correct technical range in which can be used the bearing with good operating result.

ECONOMIC OPERATING RANGE is the range of temperature in which you can find, according to our study experience and know-how, the better relation price-quality-lifetime.

BHTS ZZ FB 375° BECO PLUS (6300 Serie)

Ball Bearings for Extreme Temperature



with Filling slot



OPERATING RANGE: 10° / 375°C

ECONOMIC OPERATING RANGE: 250° / 375°C

Designation	Bore (B)	Diam (D)	Width (W)	Weight, g	Limiting Speed, RPM	Static Load, kN at 375°C	Static Load, kN at 20°C
6300 BHTS ZZ FB 375° BECO PLUS	10	35	11	54	90	2,38	3,45
6301 BHTS ZZ FB 375° BECO PLUS	12	37	12	62	85	2,86	4,15
6302 BHTS ZZ FB 375° BECO PLUS	15	42	13	83	80	3,72	5,40
6303 BHTS ZZ FB 375° BECO PLUS	17	47	14	124	75	4,52	6,55
6304 BHTS ZZ FB 375° BECO PLUS	20	52	15	145	70	5,86	8,50
6305 BHTS ZZ FB 375° BECO PLUS	25	62	17	232	65	11,24	11,4
6306 BHTS ZZ FB 375° BECO PLUS	30	72	19	360	60	13,10	16,3
6307 BHTS ZZ FB 375° BECO PLUS	35	80	21	464	55	16,53	19,0
6308 BHTS ZZ FB 375° BECO PLUS	40	90	23	638	50	17,20	25,0
6309 BHTS ZZ FB 375° BECO PLUS	45	100	25	855	45	22,00	32,0
6310 BHTS ZZ FB 375° BECO PLUS	50	110	27	1082	40	26,20	38,0

OPERATING RANGE is the correct technical range in which can be used the bearing with good operating result.

ECONOMIC OPERATING RANGE is the range of temperature in which you can find, according to our study experience and know-how, the better relation price-quality-lifetime.



BHT FB 400°

Ball Bearings for Extreme Temperature

The BHT FB 400° ball bearings are designed on the dimensions of standard bearing, but with appropriate treatment of stabilization, surface treatment, radial clearance and full ball fitting, that make them suitable to operate from 40° to +400°C. Their recommended range of application is between 280° and 400°C.

BHT FB 400° are open bearings and require additional lubrication with oil for high temperatures. The unique design allows, through a precision lateral milling, the complete full ball fitting of the bearing. This technical solution helps to avoid the use of steel cage that is normally a weak element of the bearing in the application of high temperatures. The greatest number of balls within the bearing allows increasing the load capacity, especially in high temperature but limits the use at low speed.

This product has been produced for over 20 years allowing exceptional performance in terms of durability in more demanding applications. In particular its application is recommended where exist frequent changes of the bearing's direction of rotation and irregular loads.

Technical characteristics:

Bearing material: steel AISI 52100 (Chrome) stabilized to the application
Treatment of manganese phosphate coating on all steel parts of the bearing
Radial Clearance 4xC5
Bearing running open
Supplied without lubrication
Lubrication according customer specification
Bearings require Relubrication

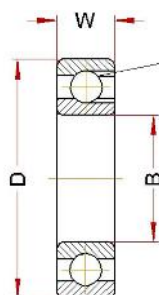
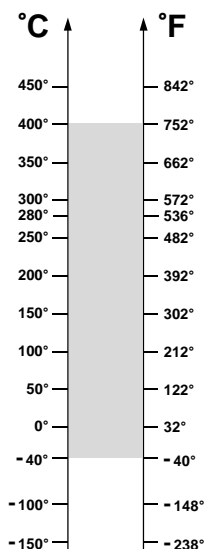
Fields of application:

Paint Ovens
Steel industry
Furnaces for Ceramic Industry
Trolley Industry, Trolley for Brick Kilns Industry



BHT FB 400° (6000 Serie)

Ball Bearings for Extreme Temperature



OPERATING RANGE: 40° / 400°C

ECONOMIC OPERATING RANGE: 280° / 400°C

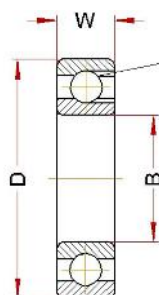
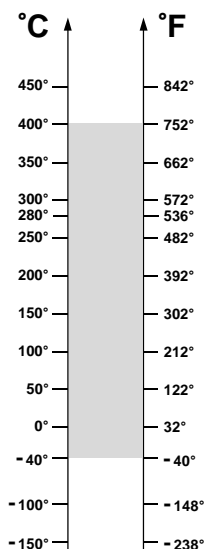
Designation	Bore (B)	Diam (D)	Width (W)	Weight, g	Limiting Speed, RPM	Static Load, kN at 400°C	Static Load, kN at 20°C
6000 BHT FB 400°	10	26	8	20	90	1,35	1,96
6001 BHT FB 400°	12	28	8	25	85	1,63	2,36
6002 BHT FB 400°	15	32	9	30	80	1,97	2,85
6003 BHT FB 400°	17	35	10	40	75	2,24	3,25
6004 BHT FB 400°	20	42	12	69	70	3,45	5,00
6005 BHT FB 400°	25	47	12	80	65	4,03	5,85
6006 BHT FB 400°	30	55	13	120	60	5,52	8,00
6007 BHT FB 400°	35	62	14	160	55	7,17	10,4
6008 BHT FB 400°	40	68	15	190	50	8,14	11,8
6009 BHT FB 400°	45	75	16	250	45	9,86	14,3
6010 BHT FB 400°	50	80	16	260	40	10,76	15,6
6011 BHT FB 400°	55	90	18	390	40	14,62	21,2
6012 BHT FB 400°	60	95	18	420	40	16,00	23,2
6013 BHT FB 400°	65	100	18	440	40	17,24	25,0
6014 BHT FB 400°	70	110	20	600	40	21,72	31,5
6015 BHT FB 400°	75	115	20	640	40	23,45	34,0

OPERATING RANGE is the correct technical range in which can be used the bearing with good operating result.

ECONOMIC OPERATING RANGE is the range of temperature in which you can find, according to our study experience and know-how, the better relation price-quality-lifetime.

BHT FB 400° (6200 Serie)

Ball Bearings for Extreme Temperature



OPERATING RANGE: 40° / 400°C

ECONOMIC OPERATING RANGE: 280° / 400°C

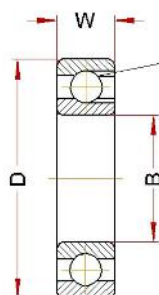
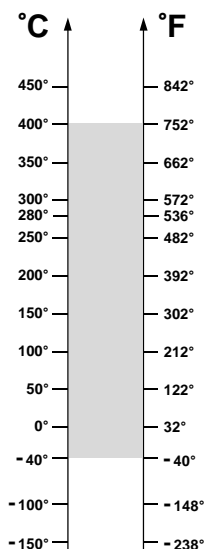
Designation	Bore (B)	Diam (D)	Width (W)	Weight, g	Limiting Speed, RPM	Static Load, kN at 400°C	Static Load, kN at 20°C
6200 BHT FB 400°	10	30	9	30	90	1,79	2,60
6201 BHT FB 400°	12	32	10	37	85	2,14	3,10
6202 BHT FB 400°	15	35	11	45	80	2,59	3,75
6203 BHT FB 400°	17	40	12	65	75	3,28	4,75
6204 BHT FB 400°	20	47	14	110	70	4,52	6,55
6205 BHT FB 400°	25	52	15	130	65	5,52	8,00
6206 BHT FB 400°	30	62	16	200	60	7,72	11,2
6207 BHT FB 400°	35	72	17	290	55	10,55	15,3
6208 BHT FB 400°	40	80	18	370	50	12,41	18,0
6209 BHT FB 400°	45	85	19	410	45	14,07	20,4
6210 BHT FB 400°	50	90	20	460	40	16,55	24,0
6211 BHT FB 400°	55	100	21	610	40	20,00	29,0
6212 BHT FB 400°	60	110	22	780	40	24,83	36,0
6213 BHT FB 400°	65	120	23	990	40	28,62	41,5
6214 BHT FB 400°	70	125	24	1040	40	30,34	44,0
6215 BHT FB 400°	75	130	25	1210	40	33,80	49,0

OPERATING RANGE is the correct technical range in which can be used the bearing with good operating result.

ECONOMIC OPERATING RANGE is the range of temperature in which you can find, according to our study experience and know-how, the better relation price-quality-lifetime.

BHT FB 400° (6300 Serie)

Ball Bearings for Extreme Temperature



OPERATING RANGE: 40° / 400°C

ECONOMIC OPERATING RANGE: 280° / 400°C

Designation	Bore (B)	Diam (D)	Width (W)	Weight, g	Limiting Speed, RPM	Static Load, kN at 400°C	Static Load, kN at 20°C
6300 BHT FB 400°	10	35	11	52	90	2,38	3,45
6301 BHT FB 400°	12	37	12	60	85	2,86	4,15
6302 BHT FB 400°	15	42	13	80	80	3,72	5,40
6303 BHT FB 400°	17	47	14	120	75	4,52	6,55
6304 BHT FB 400°	20	52	15	140	70	5,86	8,50
6305 BHT FB 400°	25	62	17	225	65	11,24	11,4
6306 BHT FB 400°	30	72	19	350	60	13,10	16,3
6307 BHT FB 400°	35	80	21	450	55	16,53	19,0
6308 BHT FB 400°	40	90	23	620	50	17,20	25,0
6309 BHT FB 400°	45	100	25	830	45	22,00	32,0
6310 BHT FB 400°	50	110	27	1050	40	26,20	38,0
6311 BHT FB 400°	55	120	29	1350	40	32,70	47,5
6312 BHT FB 400°	60	130	31	1700	40	35,90	52,0
6313 BHT FB 400°	65	140	33	2100	40	41,38	60,0
6314 BHT FB 400°	70	150	35	2500	40	46,90	68,0
6315 BHT FB 400°	75	160	37	3000	40	52,76	76,5

OPERATING RANGE is the correct technical range in which can be used the bearing with good operating result.

ECONOMIC OPERATING RANGE is the range of temperature in which you can find, according to our study experience and know-how, the better relation price-quality-lifetime.



BHT FB 450° BECO PLUS

Ball Bearings for Extreme Temperature

The BHT FB 450° BECO PLUS ball bearings are designed on the dimensions of standard bearing, but with appropriate treatment of stabilization, surface treatment, radial clearance and full ball fitting, that make them suitable to operate from -50° to +450°C. Their recommended range of application is between 280° and 450°C.

BHT FB 450° BECO PLUS are open bearings that do not require lubrication. The bearings are ceramic coated on all the rotating parts. Important is that the ceramic coating is for lubrication and not for electrical insulation. The unique design allows, through a precision lateral milling, the complete full ball fitting of the bearing. This technical solution helps to avoid the use of steel cage that is normally a weak element of the bearing in the application of high temperatures. The greatest number of balls within the bearing allows increasing the load capacity, especially in high temperature but limits the use at low speed.

This product has been produced for over 10 years allowing exceptional performance in terms of durability in more demanding applications. In particular its application is recommended where exist frequent changes of the bearing's direction of rotation and irregular loads.

Technical characteristics:

Bearing material: steel AISI 52100 (Chrome) stabilized to the application

Treatment of manganese phosphate coating on all steel parts of the bearing + Treatment of ceramic coating

Radial Clearance 4xC5

Bearing running open

Dry Lubrication

Fields of application:

Pyrolysis Ovens

Steel industry

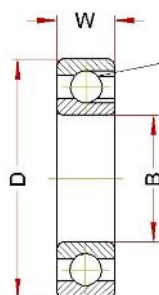
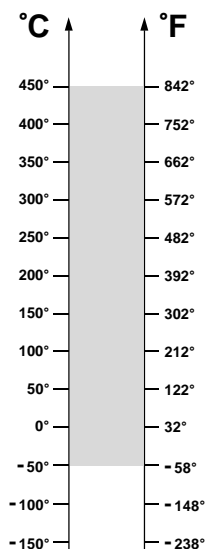
Furnaces for Ceramic Industry

Trolley Industry, Trolley for Brick Kilns Industry



BHT FB 450° BECO PLUS (6000 Serie)

Ball Bearings for Extreme Temperature



OPERATING RANGE: 50° / 450°C

ECONOMIC OPERATING RANGE: 350° / 450°C

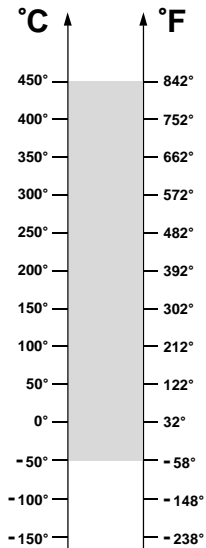
Designation	Bore (B)	Diam (D)	Width (W)	Weight, g	Limiting Speed, RPM	Static Load, kN at 450°C	Static Load, kN at 20°C
6000 BHT FB 450° BECO PLUS	10	26	8	20	90	1,22	1,96
6001 BHT FB 450° BECO PLUS	12	28	8	25	85	1,47	2,36
6002 BHT FB 450° BECO PLUS	15	32	9	30	80	1,78	2,85
6003 BHT FB 450° BECO PLUS	17	35	10	40	75	2,03	3,25
6004 BHT FB 450° BECO PLUS	20	42	12	69	70	3,12	5,00
6005 BHT FB 450° BECO PLUS	25	47	12	80	65	3,65	5,85
6006 BHT FB 450° BECO PLUS	30	55	13	120	60	5,00	8,00
6007 BHT FB 450° BECO PLUS	35	62	14	160	55	6,50	10,4
6008 BHT FB 450° BECO PLUS	40	68	15	190	50	7,37	11,8
6009 BHT FB 450° BECO PLUS	45	75	16	250	45	8,93	14,3
6010 BHT FB 450° BECO PLUS	50	80	16	260	40	9,75	15,6
6011 BHT FB 450° BECO PLUS	55	90	18	390	40	13,2	21,2
6012 BHT FB 450° BECO PLUS	60	95	18	420	40	14,5	23,2
6013 BHT FB 450° BECO PLUS	65	100	18	440	40	15,6	25,0
6014 BHT FB 450° BECO PLUS	70	110	20	600	40	19,6	31,5
6015 BHT FB 450° BECO PLUS	75	115	20	640	40	21,2	34,0

OPERATING RANGE is the correct technical range in which can be used the bearing with good operating result.

ECONOMIC OPERATING RANGE is the range of temperature in which you can find, according to our study experience and know-how, the better relation price-quality-lifetime.

BHT FB 450° BECO PLUS (6200 Serie)

Ball Bearings for Extreme Temperature



OPERATING RANGE: 50° / 450°C

ECONOMIC OPERATING RANGE: 350° / 450°C

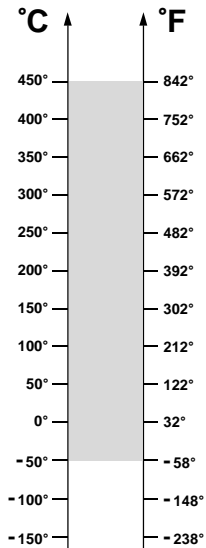
Designation	Bore (B)	Diam (D)	Width (W)	Weight, g	Limiting Speed, RPM	Static Load, kN at 450°C	Static Load, kN at 20°C
6200 BHT FB 450° BECO PLUS	10	30	9	30	90	1,62	2,60
6201 BHT FB 450° BECO PLUS	12	32	10	37	85	1,93	3,10
6202 BHT FB 450° BECO PLUS	15	35	11	45	80	2,34	3,75
6203 BHT FB 450° BECO PLUS	17	40	12	65	75	2,97	4,75
6204 BHT FB 450° BECO PLUS	20	47	14	110	70	4,09	6,55
6205 BHT FB 450° BECO PLUS	25	52	15	130	65	5,00	8,00
6206 BHT FB 450° BECO PLUS	30	62	16	200	60	7,00	11,2
6207 BHT FB 450° BECO PLUS	35	72	17	290	55	9,56	15,3
6208 BHT FB 450° BECO PLUS	40	80	18	370	50	11,2	18,0
6209 BHT FB 450° BECO PLUS	45	85	19	410	45	12,7	20,4
6210 BHT FB 450° BECO PLUS	50	90	20	460	40	15,0	24,0
6211 BHT FB 450° BECO PLUS	55	100	21	610	40	18,1	29,0
6212 BHT FB 450° BECO PLUS	60	110	22	780	40	22,5	36,0
6213 BHT FB 450° BECO PLUS	65	120	23	990	40	25,9	41,5
6214 BHT FB 450° BECO PLUS	70	125	24	1040	40	27,5	44,0
6215 BHT FB 450° BECO PLUS	75	130	25	1210	40	30,6	49,0

OPERATING RANGE is the correct technical range in which can be used the bearing with good operating result.

ECONOMIC OPERATING RANGE is the range of temperature in which you can find, according to our study experience and know-how, the better relation price-quality-lifetime.

BHT FB 450° BECO PLUS (6300 Serie)

Ball Bearings for Extreme Temperature



OPERATING RANGE: 50° / 450°C

ECONOMIC OPERATING RANGE: 350° / 450°C

Designation	Bore (B)	Diam (D)	Width (W)	Weight, g	Limiting Speed, RPM	Static Load, kN at 450°C	Static Load, kN at 20°C
6300 BHT FB 450° BECO PLUS	10	35	11	52	90	2,15	3,45
6301 BHT FB 450° BECO PLUS	12	37	12	60	85	2,60	4,15
6302 BHT FB 450° BECO PLUS	15	42	13	80	80	3,38	5,40
6303 BHT FB 450° BECO PLUS	17	47	14	120	75	4,09	6,55
6304 BHT FB 450° BECO PLUS	20	52	15	140	70	5,3	8,50
6305 BHT FB 450° BECO PLUS	25	62	17	225	65	7,13	11,4
6306 BHT FB 450° BECO PLUS	30	72	19	350	60	10,1	16,3
6307 BHT FB 450° BECO PLUS	35	80	21	450	55	11,8	19,0
6308 BHT FB 450° BECO PLUS	40	90	23	620	50	15,6	25,0
6309 BHT FB 450° BECO PLUS	45	100	25	830	45	20,0	32,0
6310 BHT FB 450° BECO PLUS	50	110	27	1050	40	23,7	38,0
6311 BHT FB 450° BECO PLUS	55	120	29	1350	40	29,6	47,5
6312 BHT FB 450° BECO PLUS	60	130	31	1700	40	32,5	52,0
6313 BHT FB 450° BECO PLUS	65	140	33	2100	40	37,5	60,0
6314 BHT FB 450° BECO PLUS	70	150	35	2500	40	42,5	68,0
6315 BHT FB 450° BECO PLUS	75	160	37	3000	40	47,8	76,5

OPERATING RANGE is the correct technical range in which can be used the bearing with good operating result.

ECONOMIC OPERATING RANGE is the range of temperature in which you can find, according to our study experience and know-how, the better relation price-quality-lifetime.



BLS ZZ -70°

Ball Bearings for Low Temperature

The BLS ZZ -70° ball bearings are designed on the dimensions of standard bearing, but with appropriate treatment of stabilization, radial clearance, grease and ZZ shields, that make them suitable to operate from -70° to +100°C.

Their operating range is extremely wide and covers many areas of application, in particular, the bearings BLS ZZ -70° allow an exceptional range of safety in all applications where it can also occur temporarily and for reason not dependent on the will of the designer, temperatures particularly low.

Technical characteristics:

Bearing material: steel AISI 52100 (Chrome) stabilized to the application

Radial Clearance C4

Shields type ZZ

Lubricated for life with grease for temperatures down to -70°C

Do not need additional lubrication

Fields of application:

Installations for the production of gas


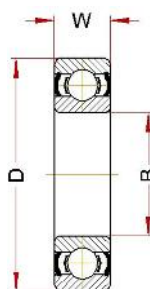
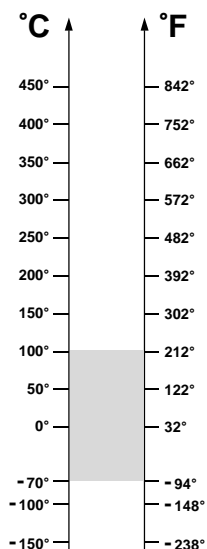
Equipment for refrigeration rooms

Facilities for ski resorts

Special vehicles for arctic use

BLS ZZ -70° (6000 Serie)

Ball Bearings for Low Temperature



OPERATING RANGE: 70° / 100°C

ECONOMIC OPERATING RANGE: 70° / 100°C


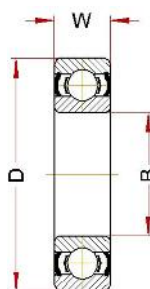
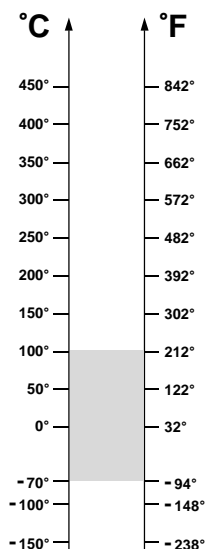
Designation	Bore (B)	Diam (D)	Width (W)	Weight, g	Limiting Speed, RPM	Static Load, kN at 70°C	Static Load, kN at 20°C
6000 BLS ZZ 70°	10	26	8	20	6000	1,57	1,96
6001 BLS ZZ 70°	12	28	8	25	5800	1,89	2,36
6002 BLS ZZ 70°	15	32	9	30	5600	2,28	2,85
6003 BLS ZZ 70°	17	35	10	40	5400	2,60	3,25
6004 BLS ZZ 70°	20	42	12	69	5200	4,00	5,00
6005 BLS ZZ 70°	25	47	12	80	4800	4,68	5,85
6006 BLS ZZ 70°	30	55	13	120	4400	6,40	8,00
6007 BLS ZZ 70°	35	62	14	160	4000	8,32	10,4
6008 BLS ZZ 70°	40	68	15	190	3600	9,44	11,8
6009 BLS ZZ 70°	45	75	16	250	3200	11,44	14,3
6010 BLS ZZ 70°	50	80	16	260	2800	12,48	15,6
6011 BLS ZZ 70°	55	90	18	390	2400	16,96	21,2
6012 BLS ZZ 70°	60	95	18	420	2000	18,56	23,2
6013 BLS ZZ 70°	65	100	18	440	1800	20,00	25,0
6014 BLS ZZ 70°	70	110	20	600	1600	25,20	31,5
6015 BLS ZZ 70°	75	115	20	640	1400	27,20	34,0
6016 BLS ZZ 70°	80	125	22	850	1200	32,00	40,0
6017 BLS ZZ 70°	85	130	22	890	1000	34,32	42,9
6018 BLS ZZ 70°	90	140	24	1150	900	39,92	49,9
6019 BLS ZZ 70°	95	145	24	1200	800	43,16	53,9
6020 BLS ZZ 70°	100	150	24	1250	700	43,16	53,9

OPERATING RANGE is the correct technical range in which can be used the bearing with good operating result.

ECONOMIC OPERATING RANGE is the range of temperature in which you can find, according to our study experience and know-how, the better relation price-quality-lifetime.

BLS ZZ -70° (6200 Serie)

Ball Bearings for Low Temperature



OPERATING RANGE: 70° / 100°C

ECONOMIC OPERATING RANGE: 70° / 100°C

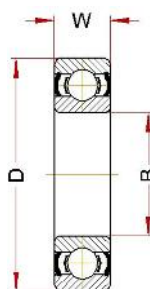
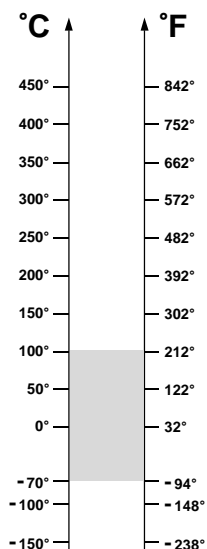
Designation	Bore (B)	Diam (D)	Width (W)	Weight, g	Limiting Speed, RPM	Static Load, kN at 70°C	Static Load, kN at 20°C
6200 BLS ZZ 70°	10	30	9	30	5800	2,08	2,60
6201 BLS ZZ 70°	12	32	10	37	5600	2,48	3,10
6202 BLS ZZ 70°	15	35	11	45	5400	3,00	3,75
6203 BLS ZZ 70°	17	40	12	65	5200	3,80	4,75
6204 BLS ZZ 70°	20	47	14	110	4800	5,24	6,55
6205 BLS ZZ 70°	25	52	15	130	4400	6,40	8,00
6206 BLS ZZ 70°	30	62	16	200	4000	8,96	11,2
6207 BLS ZZ 70°	35	72	17	290	3600	12,2	15,3
6208 BLS ZZ 70°	40	80	18	370	3200	14,4	18,0
6209 BLS ZZ 70°	45	85	19	410	2800	16,3	20,4
6210 BLS ZZ 70°	50	90	20	460	2400	19,2	24,0
6211 BLS ZZ 70°	55	100	21	610	2000	23,2	29,0
6212 BLS ZZ 70°	60	110	22	780	1800	28,8	36,0
6213 BLS ZZ 70°	65	120	23	990	1600	33,2	41,5
6214 BLS ZZ 70°	70	125	24	1040	1400	35,2	44,0
6215 BLS ZZ 70°	75	130	25	1210	1200	39,2	49,0
6216 BLS ZZ 70°	80	140	26	1400	1000	44,0	55,0
6217 BLS ZZ 70°	85	150	28	1800	900	51,2	64,0
6218 BLS ZZ 70°	90	160	30	2150	800	58,8	73,5
6219 BLS ZZ 70°	95	170	32	2600	700	65,2	81,5
6220 BLS ZZ 70°	100	180	34	3150	600	74,4	93,0

OPERATING RANGE is the correct technical range in which can be used the bearing with good operating result.

ECONOMIC OPERATING RANGE is the range of temperature in which you can find, according to our study experience and know-how, the better relation price-quality-lifetime.

BLS ZZ -70° (6300 Serie)

Ball Bearings for Low Temperature



OPERATING RANGE: 70° / 100°C

ECONOMIC OPERATING RANGE: 70° / 100°C

Designation	Bore (B)	Diam (D)	Width (W)	Weight, g	Limiting Speed, RPM	Static Load, kN at 70°C	Static Load, kN at 20°C
6300 BLS ZZ 70°	10	35	11	52	5600	2,48	3,1
6301 BLS ZZ 70°	12	37	12	60	5400	2,96	3,7
6302 BLS ZZ 70°	15	42	13	80	5200	3,84	4,8
6303 BLS ZZ 70°	17	47	14	120	4800	4,64	5,8
6304 BLS ZZ 70°	20	52	15	140	4400	6,08	7,6
6305 BLS ZZ 70°	25	62	17	225	4000	8,16	10,2
6306 BLS ZZ 70°	30	72	19	350	3600	11,68	14,6
6307 BLS ZZ 70°	35	80	21	450	3200	13,68	17,1
6308 BLS ZZ 70°	40	90	23	620	2800	18,00	22,5
6309 BLS ZZ 70°	45	100	25	830	2400	23,04	28,8
6310 BLS ZZ 70°	50	110	27	1050	2000	27,36	34,2
6311 BLS ZZ 70°	55	120	29	1350	1800	34,16	42,7
6312 BLS ZZ 70°	60	130	31	1700	1600	37,44	46,8
6313 BLS ZZ 70°	65	140	33	2100	1400	43,20	54,0
6314 BLS ZZ 70°	70	150	35	2500	1200	48,96	61,2
6315 BLS ZZ 70°	75	160	37	3000	1000	55,04	68,8
6316 BLS ZZ 70°	80	170	39	3600	900	62,24	77,8
6317 BLS ZZ 70°	85	180	41	4250	800	69,44	86,8
6318 BLS ZZ 70°	90	190	43	4900	700	77,76	97,2
6319 BLS ZZ 70°	95	200	45	5650	600	84,96	106,2
6320 BLS ZZ 70°	100	215	47	7000	500	100,8	126,0

OPERATING RANGE is the correct technical range in which can be used the bearing with good operating result.

ECONOMIC OPERATING RANGE is the range of temperature in which you can find, according to our study experience and know-how, the better relation price-quality-lifetime.




Ball Bearings in Stainless Steel (not magnetic)

BSS NM




BSS NM ZZ NSF H1




Ball Bearings in Hardened Stainless Steel (magnetic)

BSS ZZ NSF H1




BSS



BSS (51 Serie)



BSS 2RS NSF H1



BSS 2RS C3 VT 180°



**NEW
2018**

Pillow Blocks & Housings in Stainless Steel and Plastic

UCP BSS 2RS NSF H1




UCF BSS 2RS NSF H1



UCFL BSS 2RS NSF H1



UCPA BSS 2RS NSF H1



UCP PL BSS 2RS NSF H1




UCF PL BSS 2RS NSF H1



UCFL PL BSS 2RS NSF H1



P PL 200



F PL 200




FL PL 200



P SS 200




F SS 200



FL SS 200



PA SS 200





BSS NM

Ball Bearings in Stainless Steel (not magnetic)

The BSS NM ball bearings are made from stainless steel AISI 316 or AISI 304 for all rotational parts and AISI 304 for the cage. The construction guarantees excellent performance in applications such as, in the presence of extremely aggressive acids, salts, sea water, etc. It is recommended, at the stage of engineering, to check carefully the load characteristics listed in the catalogue, as the BSS NM bearing is without heat treatment, thereby it provides a high resistance against oxidation but has a limited load capacity.

BSS NM are completely non magnetic, therefore usable in application where this feature is required.

Technical characteristics:

Bearing material: stainless steel AISI 304 / AISI 316
Radial Clearance C3
Bearing running open
Supplied without grease
Lubrication according customer specification

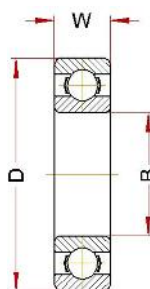
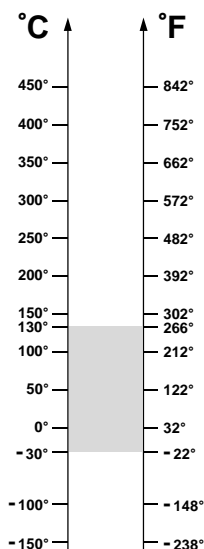
Fields of application:

Air conveyors for food processing plants
Textile Finishing Plants
Ship building industry



BSS NM (6000 Serie)

Ball Bearings in Stainless Steel (not magnetic)



OPERATING RANGE: 30° / 130°C

ECONOMIC OPERATING RANGE: 30° / 130°C

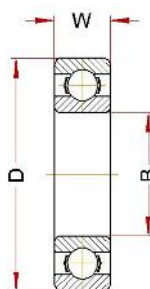
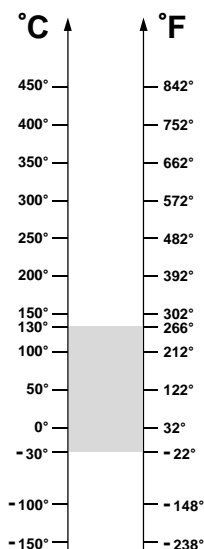
Designation	Bore (B)	Diam (D)	Width (W)	Weight, g	Limiting Speed, RPM	Static Load, kN at 130°C	Static Load, kN at 20°C
6000 BSS NM	10	26	8	20	200	0,13	0,13
6001 BSS NM	12	28	8	25	190	0,16	0,16
6002 BSS NM	15	32	9	30	180	0,19	0,19
6003 BSS NM	17	35	10	40	170	0,22	0,22
6004 BSS NM	20	42	12	69	160	0,33	0,33
6005 BSS NM	25	47	12	80	150	0,39	0,39
6006 BSS NM	30	55	13	120	140	0,53	0,53
6007 BSS NM	35	62	14	160	130	0,69	0,69
6008 BSS NM	40	68	15	190	120	0,70	0,70
6009 BSS NM	45	75	16	250	110	0,72	0,72
6010 BSS NM	50	80	16	260	100	0,78	0,78
6011 BSS NM	55	90	18	390	90	1,06	1,06
6012 BSS NM	60	95	18	420	80	1,16	1,16
6013 BSS NM	65	100	18	440	70	1,25	1,25
6014 BSS NM	70	110	20	600	60	1,58	1,58
6015 BSS NM	75	115	20	640	50	1,70	1,70

OPERATING RANGE is the correct technical range in which can be used the bearing with good operating result.

ECONOMIC OPERATING RANGE is the range of temperature in which you can find, according to our study experience and know-how, the better relation price-quality-lifetime.

BSS NM (6200 Serie)

Ball Bearings in Stainless Steel (not magnetic)



OPERATING RANGE: 30° / 130°C

ECONOMIC OPERATING RANGE: 30° / 130°C

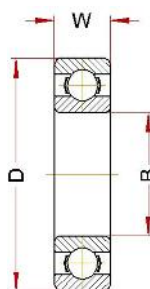
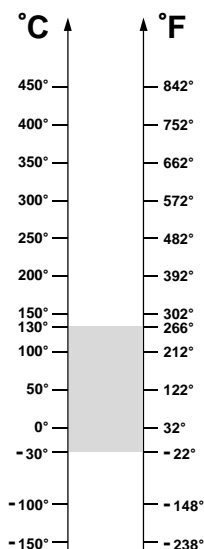
Designation	Bore (B)	Diam (D)	Width (W)	Weight, g	Limiting Speed, RPM	Static Load, kN at 130°C	Static Load, kN at 20°C
6200 BSS NM	10	30	9	30	200	0,17	0,17
6201 BSS NM	12	32	10	37	190	0,21	0,21
6202 BSS NM	15	35	11	45	180	0,25	0,25
6203 BSS NM	17	40	12	65	170	0,32	0,32
6204 BSS NM	20	47	14	110	160	0,44	0,44
6205 BSS NM	25	52	15	130	150	0,53	0,53
6206 BSS NM	30	62	16	200	140	0,75	0,75
6207 BSS NM	35	72	17	290	130	0,77	0,77
6208 BSS NM	40	80	18	370	120	0,90	0,90
6209 BSS NM	45	85	19	410	110	1,02	1,02
6210 BSS NM	50	90	20	460	100	1,20	1,20
6211 BSS NM	55	100	21	610	90	1,45	1,45
6212 BSS NM	60	110	22	780	80	1,90	1,90
6213 BSS NM	65	120	23	990	70	2,08	2,08
6214 BSS NM	70	125	24	1040	60	2,20	2,20
6215 BSS NM	75	130	25	1210	50	2,45	2,45

OPERATING RANGE is the correct technical range in which can be used the bearing with good operating result.

ECONOMIC OPERATING RANGE is the range of temperature in which you can find, according to our study experience and know-how, the better relation price-quality-lifetime.

BSS NM (6300 Serie)

Ball Bearings in Stainless Steel (not magnetic)



OPERATING RANGE: 30° / 130°C

ECONOMIC OPERATING RANGE: 30° / 130°C

Designation	Bore (B)	Diam (D)	Width (W)	Weight, g	Limiting Speed, RPM	Static Load, kN at 130°C	Static Load, kN at 20°C
6300 BSS NM	10	35	11	52	200	0,23	0,23
6301 BSS NM	12	37	12	60	190	0,28	0,28
6302 BSS NM	15	42	13	80	180	0,36	0,36
6303 BSS NM	17	47	14	120	170	0,44	0,44
6304 BSS NM	20	52	15	140	160	0,57	0,57
6305 BSS NM	25	62	17	225	150	0,76	0,76
6306 BSS NM	30	72	19	350	140	0,82	0,82
6307 BSS NM	35	80	21	450	130	0,95	0,95
6308 BSS NM	40	90	23	620	120	1,25	1,25
6309 BSS NM	45	100	25	830	110	1,60	1,60
6310 BSS NM	50	110	27	1050	100	1,90	1,90
6311 BSS NM	55	120	29	1350	90	2,38	2,38
6312 BSS NM	60	130	31	1700	80	2,60	2,60
6313 BSS NM	65	140	33	2100	70	3,00	3,00
6314 BSS NM	70	150	35	2500	60	3,40	3,40
6315 BSS NM	75	160	37	3000	50	3,83	3,83

OPERATING RANGE is the correct technical range in which can be used the bearing with good operating result.

ECONOMIC OPERATING RANGE is the range of temperature in which you can find, according to our study experience and know-how, the better relation price-quality-lifetime.



BSS NM ZZ NSF H1

Ball Bearings in Stainless Steel (not magnetic)

The BSS NM ZZ NSF H1 ball bearings are made of stainless steel AISI 316 or AISI 304 for all rotational parts and AISI 304 for the protection and the cage. The construction guarantees excellent performance in applications such as, in the presence of extremely aggressive acids, salts, sea water, etc. It is recommended, at the stage of engineering, to check carefully the load characteristics listed in the catalogue, as the BSS NM ZZ NSF H1 bearing is without heat treatment, thereby it provides a high resistance against oxidation but has a limited load capacity.

BSS NM ZZ NSF H1 are completely non magnetic, therefore usable in application where this feature is required. The presence of ZZ protection and suitable grease allow their direct use in applications without additional protection.

Technical characteristics:

Bearing material: stainless steel AISI 304 / AISI 316

Radial Clearance C3

Stainless steel shields type ZZ

Lubricated for life with grease(-30°C to +130°C) suitable to use in food industry according NSF H1 standard

Fields of application:

Air conveyors for food processing plants

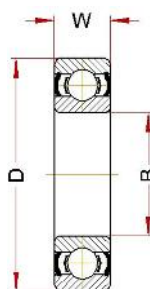
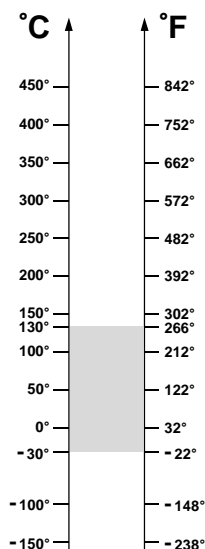
Textile Finishing Plants

Ship building industry



BSS NM ZZ NSF H1 (6000 Serie)

Ball Bearings in Stainless Steel (not magnetic)



OPERATING RANGE: 30° / 130°C

ECONOMIC OPERATING RANGE: 30° / 130°C


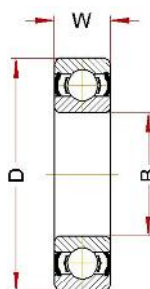
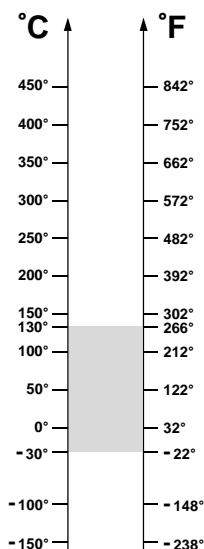
Designation	Bore (B)	Diam (D)	Width (W)	Weight, g	Limiting Speed, RPM	Static Load, kN at 130°C	Static Load, kN at 20°C
6000 BSS NM ZZ NSF H1	10	26	8	20	200	0,13	0,13
6001 BSS NM ZZ NSF H1	12	28	8	25	190	0,16	0,16
6002 BSS NM ZZ NSF H1	15	32	9	30	180	0,19	0,19
6003 BSS NM ZZ NSF H1	17	35	10	40	170	0,22	0,22
6004 BSS NM ZZ NSF H1	20	42	12	69	160	0,33	0,33
6005 BSS NM ZZ NSF H1	25	47	12	80	150	0,39	0,39
6006 BSS NM ZZ NSF H1	30	55	13	120	140	0,53	0,53
6007 BSS NM ZZ NSF H1	35	62	14	160	130	0,69	0,69
6008 BSS NM ZZ NSF H1	40	68	15	190	120	0,70	0,70
6009 BSS NM ZZ NSF H1	45	75	16	250	110	0,72	0,72
6010 BSS NM ZZ NSF H1	50	80	16	260	100	0,78	0,78
6011 BSS NM ZZ NSF H1	55	90	18	390	90	1,06	1,06
6012 BSS NM ZZ NSF H1	60	95	18	420	80	1,16	1,16
6013 BSS NM ZZ NSF H1	65	100	18	440	70	1,25	1,25
6014 BSS NM ZZ NSF H1	70	110	20	600	60	1,58	1,58
6015 BSS NM ZZ NSF H1	75	115	20	640	50	1,70	1,70

OPERATING RANGE is the correct technical range in which can be used the bearing with good operating result.

ECONOMIC OPERATING RANGE is the range of temperature in which you can find, according to our study experience and know-how, the better relation price-quality-lifetime.

BSS NM ZZ NSF H1 (6200 Serie)

Ball Bearings in Stainless Steel (not magnetic)



OPERATING RANGE: 30° / 130°C

ECONOMIC OPERATING RANGE: 30° / 130°C

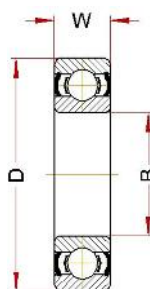
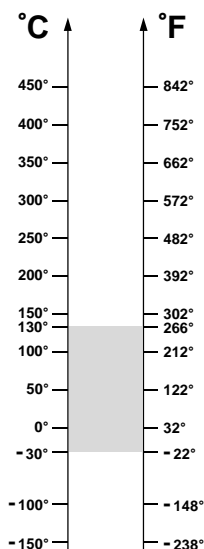
Designation	Bore (B)	Diam (D)	Width (W)	Weight, g	Limiting Speed, RPM	Static Load, kN at 130°C	Static Load, kN at 20°C
6200 BSS NM ZZ NSF H1	10	30	9	30	200	0,17	0,17
6201 BSS NM ZZ NSF H1	12	32	10	37	190	0,21	0,21
6202 BSS NM ZZ NSF H1	15	35	11	45	180	0,25	0,25
6203 BSS NM ZZ NSF H1	17	40	12	65	170	0,32	0,32
6204 BSS NM ZZ NSF H1	20	47	14	110	160	0,44	0,44
6205 BSS NM ZZ NSF H1	25	52	15	130	150	0,53	0,53
6206 BSS NM ZZ NSF H1	30	62	16	200	140	0,75	0,75
6207 BSS NM ZZ NSF H1	35	72	17	290	130	0,77	0,77
6208 BSS NM ZZ NSF H1	40	80	18	370	120	0,90	0,90
6209 BSS NM ZZ NSF H1	45	85	19	410	110	1,02	1,02
6210 BSS NM ZZ NSF H1	50	90	20	460	100	1,20	1,20
6211 BSS NM ZZ NSF H1	55	100	21	610	90	1,45	1,45
6212 BSS NM ZZ NSF H1	60	110	22	780	80	1,90	1,90
6213 BSS NM ZZ NSF H1	65	120	23	990	70	2,08	2,08
6214 BSS NM ZZ NSF H1	70	125	24	1040	60	2,20	2,20
6215 BSS NM ZZ NSF H1	75	130	25	1210	50	2,45	2,45

OPERATING RANGE is the correct technical range in which can be used the bearing with good operating result.

ECONOMIC OPERATING RANGE is the range of temperature in which you can find, according to our study experience and know-how, the better relation price-quality-lifetime.

BSS NM ZZ NSF H1 (6300 Serie)

Ball Bearings in Stainless Steel (not magnetic)



OPERATING RANGE: 30° / 130°C

ECONOMIC OPERATING RANGE: 30° / 130°C

Designation	Bore (B)	Diam (D)	Width (W)	Weight, g	Limiting Speed, RPM	Static Load, kN at 130°C	Static Load, kN at 20°C
6300 BSS NM ZZ NSF H1	10	35	11	52	200	0,23	0,23
6301 BSS NM ZZ NSF H1	12	37	12	60	190	0,28	0,28
6302 BSS NM ZZ NSF H1	15	42	13	80	180	0,36	0,36
6303 BSS NM ZZ NSF H1	17	47	14	120	170	0,44	0,44
6304 BSS NM ZZ NSF H1	20	52	15	140	160	0,57	0,57
6305 BSS NM ZZ NSF H1	25	62	17	225	150	0,76	0,76
6306 BSS NM ZZ NSF H1	30	72	19	350	140	0,82	0,82
6307 BSS NM ZZ NSF H1	35	80	21	450	130	0,95	0,95
6308 BSS NM ZZ NSF H1	40	90	23	620	120	1,25	1,25
6309 BSS NM ZZ NSF H1	45	100	25	830	110	1,60	1,60
6310 BSS NM ZZ NSF H1	50	110	27	1050	100	1,90	1,90
6311 BSS NM ZZ NSF H1	55	120	29	1350	90	2,38	2,38
6312 BSS NM ZZ NSF H1	60	130	31	1700	80	2,60	2,60
6313 BSS NM ZZ NSF H1	65	140	33	2100	70	3,00	3,00
6314 BSS NM ZZ NSF H1	70	150	35	2500	60	3,40	3,40
6315 BSS NM ZZ NSF H1	75	160	37	3000	50	3,83	3,83

OPERATING RANGE is the correct technical range in which can be used the bearing with good operating result.

ECONOMIC OPERATING RANGE is the range of temperature in which you can find, according to our study experience and know-how, the better relation price-quality-lifetime.



HOUSINGS IN STAINLESS STEEL AND PLASTIC

Stainless Steel & Thermoplastic Housings for Pillow Blocks

Housings in Stainless Steel:

Housings in SS are engineered according to international standards in not magnetic Stainless steel and can be used with Insert bearing for High Temperatures or Insert bearing in Stainless steel.

Material: Stainless steel AISI 304 (or similar).

Please follow the next pages of the catalogue for more detailed information regarding dimensions and technical characteristics.

Housings in Plastic:

Plastic Housings are engineered according to international standards in Plastic and can be used with Insert bearing in Stainless steel.

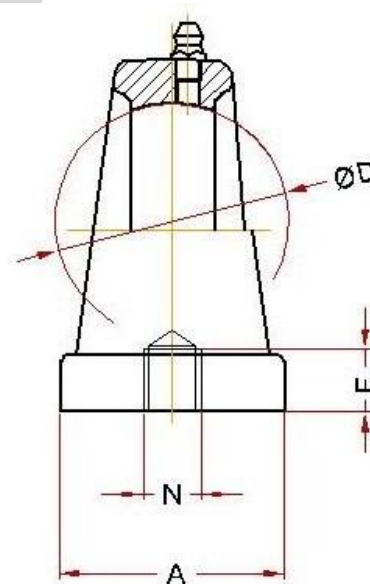
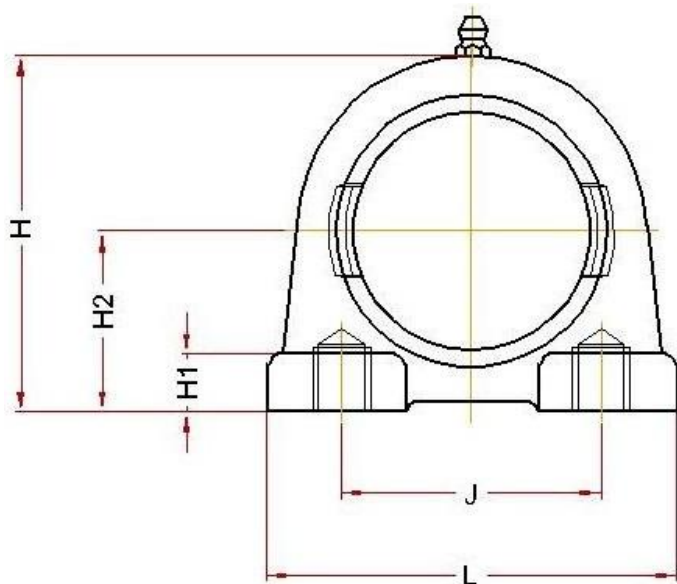

Material: Thermoplastic suitable to work in temperatures up to +80°C. Our PL Housings are supplied in White color, on request can be supplied in Green, Black.

Please follow the next pages of the catalogue for more detailed information regarding dimensions and technical characteristics.



PA SS (200 Serie)

Housings in Stainless Steel (not magnetic)

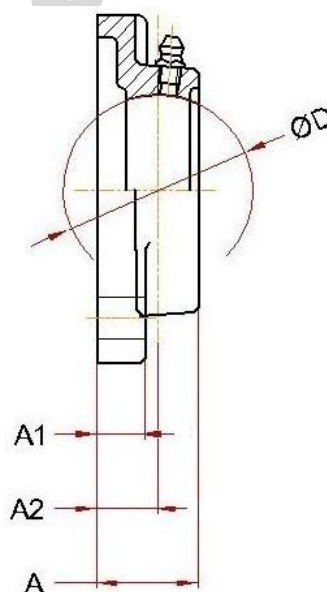
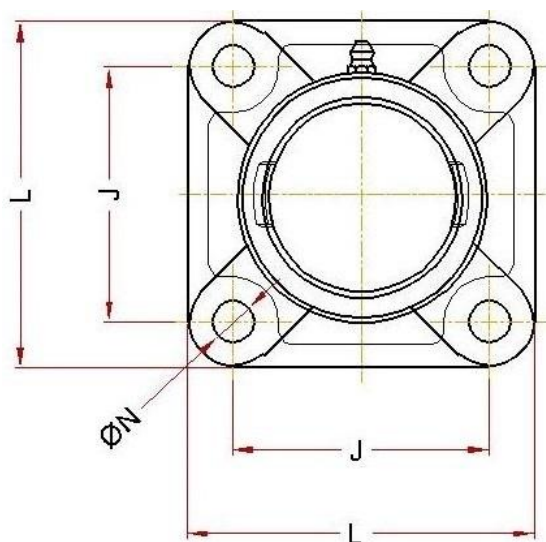



Housing code	Diam (D)	L (max)	J	A (max)	H (max)	H1 (max)	H2	N	F	* Weight, g
PA 204 SS	47	76	52	40	62	11	30,2	M10	13	410
PA 205 SS	52	84	56	45	72	12	36,5	M10	15	460
PA 206 SS	62	94	66	50	84	13	42,9	M14	18	680
PA 207 SS	72	110	80	55	95	13	47,6	M14	20	920
PA 208 SS	80	116	84	58	100	13	49,2	M14	20	1160
PA 209 SS	85	120	90	60	108	13	54,2	M14	25	1300
PA 210 SS	90	130	94	64	116	14	57,2	M16	25	1760

*Weight for housings is indicative. The production is made from Stainless steel Casting and weight depends from the condition of the moulding.

F SS (200 Serie)

Housings in Stainless Steel (not magnetic)

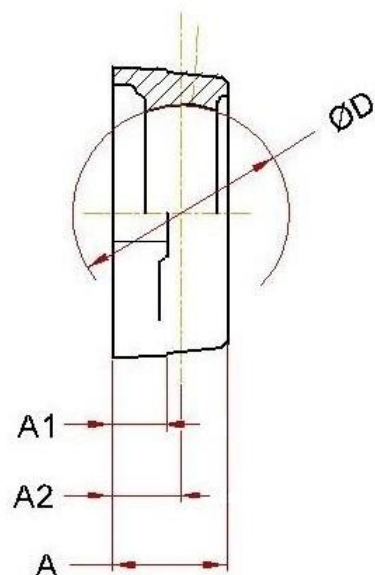
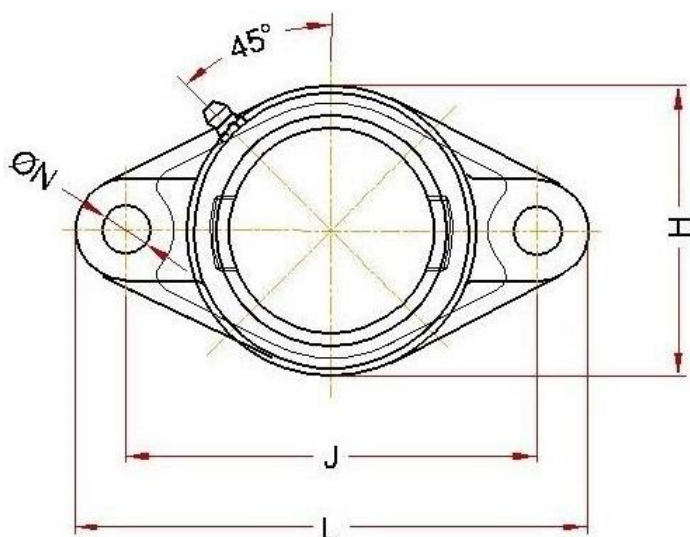



Housing code	Diam (D)	L (max)	J	A (max)	A1 (max)	A2	Diam (N)	* Weight, g
F 204 SS	47	88	64	34	15	19	11,5 ± 1,0	390
F 205 SS	52	97	70	35	15	19	12,0 ± 0,5	450
F 206 SS	62	110	83	38	16	20	12,0 ± 0,5	610
F 207 SS	72	119	92	38	17	21	14,0 ± 1,0	750
F 208 SS	80	132	102	43	17	24	14,0 ± 1,0	1010
F 209 SS	85	139	105	45	18	24	15,0 ± 2,0	1110
F 210 SS	90	145	111	48	20	28	18,0 ± 1,0	1270
F 211 SS	100	164	130	51	21	31	18,0 ± 1,0	1670
F 212 SS	110	177	143	52	21	34	18,0 ± 1,0	1970
F 213 SS	120	189	149	57	24	34	18,0 ± 1,0	2550
F 214 SS	125	195	152	58	24	35	18,5 ± 1,5	2820
F 215 SS	130	202	159	60	24	35	20,8 ± 3,8	3160

*Weight for housings is indicative. The production is made from Stainless steel Casting and weight depends from the condition of the moulding.

FL SS (200 Serie)

Housings in Stainless Steel (not magnetic)

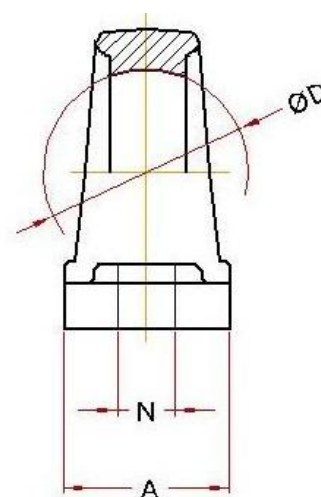
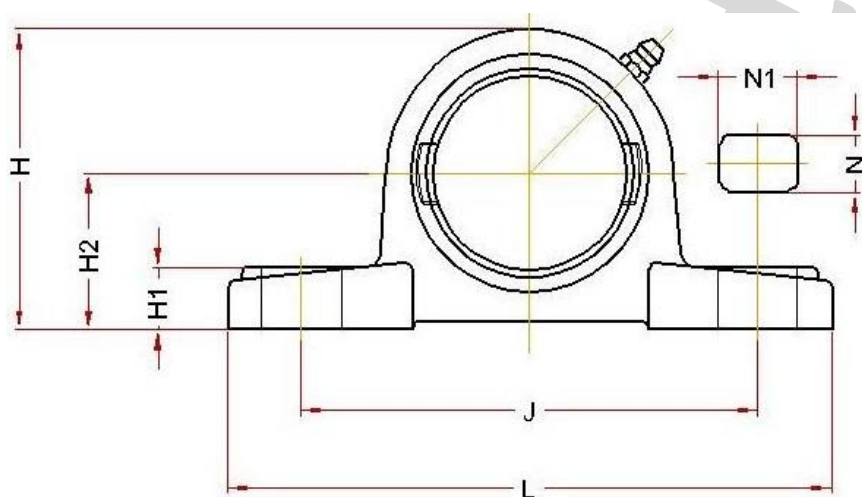


Housing code	Diam (D)	L (max)	J	A (max)	A1 (max)	A2	H	Diam (N)	* Weight, g
FL 204 SS	47	113	90	34	15	19	62	11,5 ± 1,0	220
FL 205 SS	52	125	99	35	15	19	70	12,0 ± 0,5	260
FL 206 SS	62	142	117	38	16	20	83	12,0 ± 0,5	360
FL 207 SS	72	156	130	38	17	21	96	14,0 ± 1,0	620
FL 208 SS	80	172	144	43	17	24	105	14,0 ± 1,0	760
FL 209 SS	85	180	148	45	18	24	112	15,0 ± 2,0	910
FL 210 SS	90	190	157	48	20	28	117	18,0 ± 1,0	1060
FL 211 SS	100	222	184	51	21	31	134	18,0 ± 1,0	1350
FL 212 SS	110	238	202	60	21	34	142	18,0 ± 1,0	1710

*Weight for housings is indicative. The production is made from Stainless steel Casting and weight depends from the condition of the moulding.

P SS (200 Serie)

Housings in Stainless Steel (not magnetic)

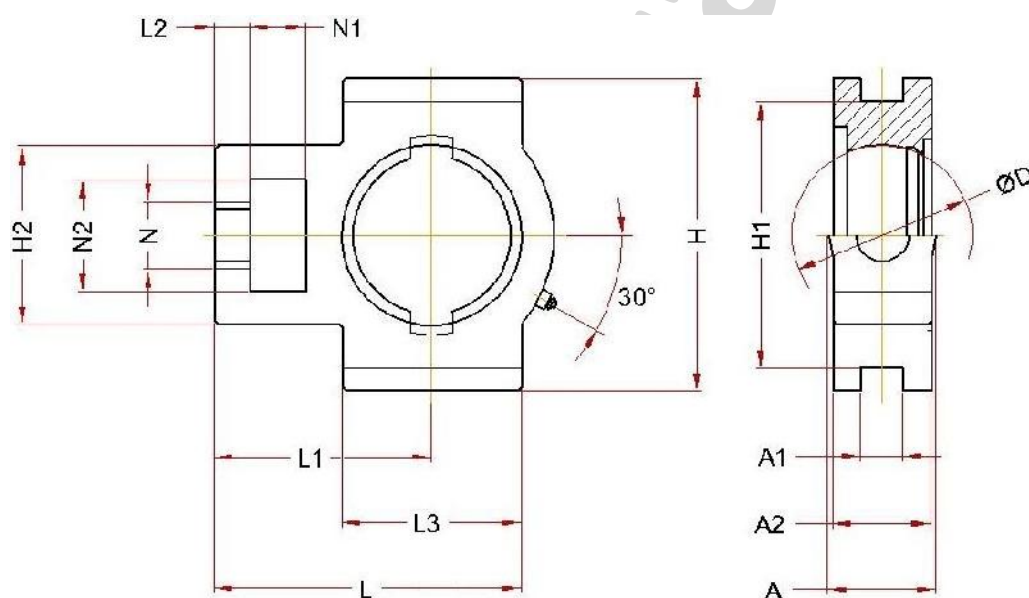



Housing code	Diam (D)	L (max)	J	A (max)	H	H1 (max)	H2	N	N1 (min)	* Weight, g
P 204 SS	47	134	96	39	65	17	33,3	11,5 ± 1,0	16	360
P 205 SS	52	142	105	39	70	17	36,5	11,5 ± 1,0	16	430
P 206 SS	62	167	121	48	83	20	42,9	14,0 ± 1,0	19	600
P 207 SS	72	172	126	48	94	20	47,6	14,0 ± 1,0	19	770
P 208 SS	80	186	136	55	100	20	49,2	14,0 ± 1,0	19	930
P 209 SS	85	192	146	55	108	22	54,0	14,0 ± 1,0	20	1040
P 210 SS	90	208	159	61	114	23	57,2	18,0 ± 1,0	20	1380
P 211 SS	100	233	172	61	126	25	63,5	18,0 ± 1,0	22	1610
P 212 SS	110	243	186	71	138	27	69,9	18,0 ± 1,0	24	2090
P 213 SS	120	268	203	73	150	34	76,2	22,8 ± 1,8	24	2650
P 214 SS	125	274	210	74	156	34	79,4	22,8 ± 1,8	24	2690
P 215 SS	130	300	217	83	162	35	82,6	22,8 ± 1,8	24	3170

*Weight for housings is indicative. The production is made from Stainless steel Casting and weight depends from the condition of the moulding.

T SS (200 Serie)

Housings in Stainless Steel (not magnetic)

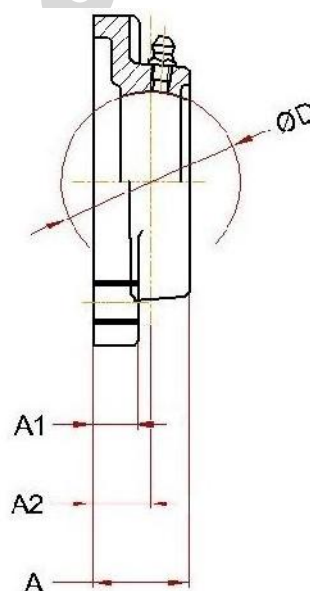
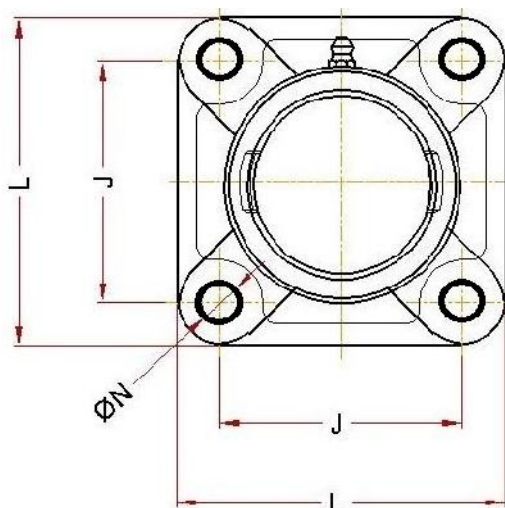


Housing code	Diam (D)	L (max)	L1 (max)	L2 (max)	L3 (max)	H (max)	H1	H2 (max)	A (max)	A1	A2 (max)	N (min)	N1 (min)	N2 (min)	* Weight, g
T 204 SS	47	104	69	9	59	94	76	64	51	13,6 ± 0,4	36	18	15	30	520
T 205 SS	52	104	69	9	59	94	76	64	51	13,6 ± 0,4	38	18	15	30	560
T 206 SS	62	118	74	9	66	107	89	66	53	13,6 ± 0,4	38	19	15	36	820
T 207 SS	72	132	81	10	72	107	89	66	53	13,6 ± 0,4	38	19	15	36	860
T 208 SS	80	146	91	14	84	124	101	85	67	17,6 ± 0,4	44	27	18	47	1470
T 209 SS	85	149	91	14	84	124	101	85	67	17,6 ± 0,4	44	27	18	47	1490
T 210 SS	90	153	92	14	88	124	101	85	67	17,6 ± 0,4	50	27	18	47	1550
T 211 SS	100	191	120	17	104	152	130	104	72	27,4 ± 0,6	56	34	24	62	2590
T 212 SS	110	196	120	17	104	152	130	104	72	27,4 ± 0,6	56	34	29	62	2750

*Weight for housings is indicative. The production is made from Stainless steel Casting and weight depends from the condition of the moulding.

F PL (200 Serie)

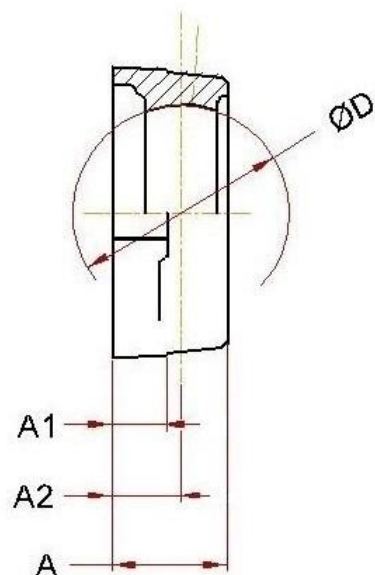
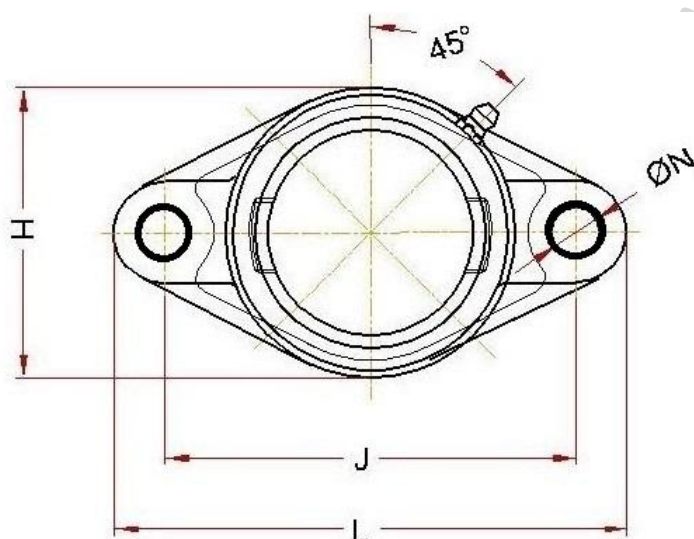
Housings in Plastic



Housing code	Diam (D)	L	J	A	A1	A2	Diam (N)	Weight, g
F PL 204	47	86	63 ± 0,7	28	14	17 ± 0,5	11	123
F PL 205	52	95	70 ± 0,7	28	15	18 ± 0,5	11	152
F PL 206	62	107	83 ± 0,7	32	15	19 ± 0,5	11	184
F PL 207	72	117	92 ± 0,7	35	16	21 ± 0,5	13	241
F PL 208	80	129	102 ± 0,7	37	18	23 ± 0,5	14	315
F PL 209	85	137	105 ± 0,7	41	20	24 ± 0,5	17	346
F PL 210	90	143	111 ± 0,7	42	20	25 ± 0,5	17	402
F PL 211	100	162	130 ± 1,0	42	20	25 ± 0,8	19	501
F PL 212	110	175	143 ± 1,0	48	20	29 ± 0,8	19	584

FL PL (200 Serie)

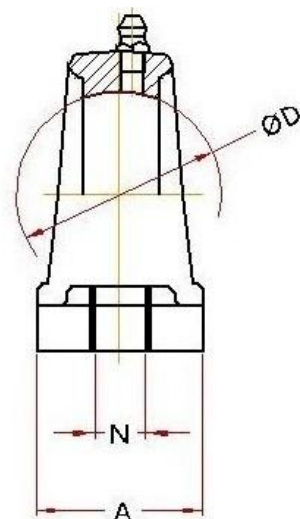
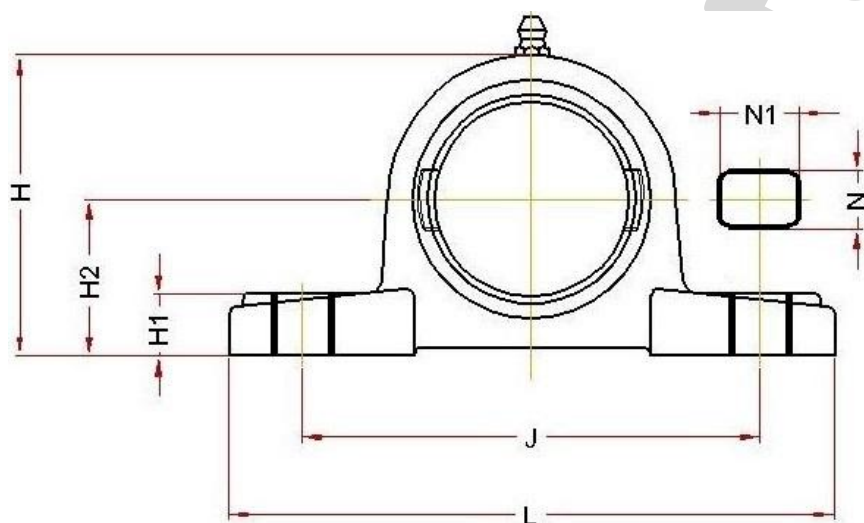
Housings in Plastic



Housing code	Diam (D)	L	J	A	A1	A2	H	Diam (N)	Weight, g
FL PL 204	47	113	90 ± 0,7	27	12	15 ± 0,5	64	11	78
FL PL 205	52	131	99 ± 0,7	30	14	17 ± 0,5	70	11	104
FL PL 206	62	148	117 ± 0,7	31	14	19 ± 0,5	79	11	121
FL PL 207	72	164	130 ± 0,7	33	16	18 ± 0,5	90	13	153
FL PL 208	80	175	144 ± 0,7	38	20	21 ± 0,5	99	14	210
FL PL 209	85	189	148 ± 0,7	41	21	24 ± 0,5	107	17	260
FL PL 210	90	198	157 ± 0,7	43	21	25 ± 0,5	115	17	293
FL PL 211	100	225	184 ± 1,0	43	19	25 ± 0,8	130	19	357
FL PL 212	110	250	202 ± 1,0	45	23	29 ± 0,8	141	19	505

P PL (200 Serie)

Housings in Plastic



Housing code	Diam (D)	L	J	A	H	H1	H2	N	N1	Weight, g
P PL 204	47	127	95 ± 0,7	38	65,0	14,5	33,3 ± 0,15	11	14	125
P PL 205	52	141	105 ± 0,7	38	71,5	14,5	36,5 ± 0,15	11	14	157
P PL 206	62	164	119 ± 0,7	46	83,5	17,8	42,9 ± 0,15	14	18	238
P PL 207	72	169	127 ± 0,7	48	94,5	18,0	47,6 ± 0,15	14	18	278
P PL 208	80	184	137 ± 0,7	54	99,0	20,0	49,2 ± 0,15	14	18	322
P PL 209	85	192	146 ± 0,7	54	106,0	22,5	54,0 ± 0,15	17	20	366
P PL 210	90	206	159 ± 0,7	60	114,0	22,5	57,2 ± 0,15	17	20	472
P PL 211	100	220	171 ± 0,7	60	126,5	22,5	63,5 ± 0,20	17	20	551
P PL 212	110	241	184 ± 0,7	70	137,5	26,5	69,8 ± 0,20	17	20	707



BSS

Ball Bearings in Stainless Steel (magnetic)

The BSS ball bearings are made of hardened stainless steel for all rotational parts and AISI 304 for the cage. The construction in tempered stainless steel provides excellent results in applications mildly aggressive and it is not recommended for use in the presence of acids, salts, sea water, etc. The BSS bearings are successful in many applications especially in the presence of weather conditions, making them an excellent solution to manufacture sliding glass doors for outside.

Technical characteristics:

Bearing material: tempered stainless steel
Standard Radial Clearance
Bearing running open
Supplied without grease
Lubrication according customer specification

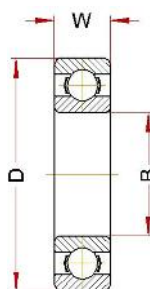
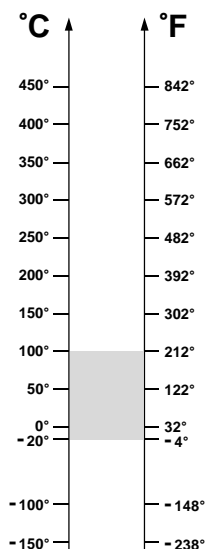
Fields of application:

Air conveyors for food processing plants
Construction industry, windows, sliding windows, etc.



BSS (6000 Serie)

Ball Bearings in Stainless Steel (magnetic)



OPERATING RANGE: 20° / 100°C

ECONOMIC OPERATING RANGE: 20° / 100°C

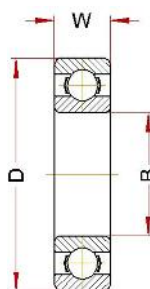
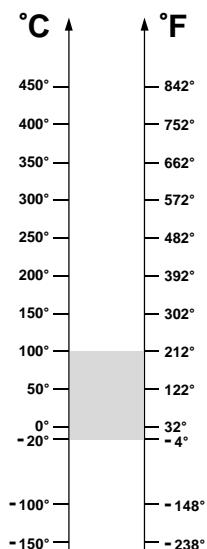
Designation	Bore (B)	Diam (D)	Width (W)	Weight, g	Limiting Speed, RPM	Static Load, kN at 100°C	Static Load, kN at 20°C
6000 BSS	10	26	8	20	19720	1,57	1,57
6001 BSS	12	28	8	25	16640	1,89	1,89
6002 BSS	15	32	9	30	15360	2,28	2,28
6003 BSS	17	35	10	40	14080	2,60	2,60
6004 BSS	20	42	12	69	12800	4,00	4,00
6005 BSS	25	47	12	80	10880	4,68	4,68
6006 BSS	30	55	13	120	8320	6,40	6,40
6007 BSS	35	62	14	160	7040	8,32	8,32
6008 BSS	40	68	15	190	6400	9,44	9,44
6009 BSS	45	75	16	250	5760	11,44	11,44
6010 BSS	50	80	16	260	5440	12,48	12,48
6011 BSS	55	90	18	390	4800	16,96	16,96
6012 BSS	60	95	18	420	4480	18,50	18,50
6013 BSS	65	100	18	440	4032	20,00	20,00
6014 BSS	70	110	20	600	3840	25,20	25,20
6015 BSS	75	115	20	640	3584	27,20	27,20

OPERATING RANGE is the correct technical range in which can be used the bearing with good operating result.

ECONOMIC OPERATING RANGE is the range of temperature in which you can find, according to our study experience and know-how, the better relation price-quality-lifetime.

BSS (6200 Serie)

Ball Bearings in Stainless Steel (magnetic)



OPERATING RANGE: 20° / 100°C

ECONOMIC OPERATING RANGE: 20° / 100°C

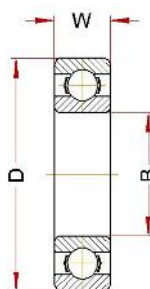
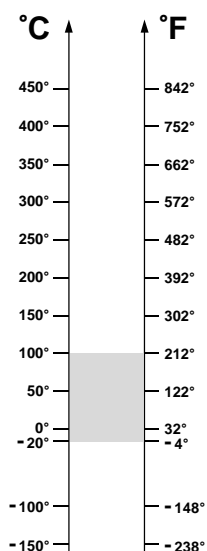
Designation	Bore (B)	Diam (D)	Width (W)	Weight, g	Limiting Speed, RPM	Static Load, kN at 100°C	Static Load, kN at 20°C
6200 BSS	10	30	9	30	16640	2,08	2,08
6201 BSS	12	32	10	37	15360	2,48	2,48
6202 BSS	15	35	11	45	12800	3,00	3,00
6203 BSS	17	40	12	65	11520	3,80	3,80
6204 BSS	20	47	14	110	10240	5,24	5,24
6205 BSS	25	52	15	130	8960	6,40	6,40
6206 BSS	30	62	16	200	7040	8,96	8,96
6207 BSS	35	72	17	290	6080	12,24	12,24
6208 BSS	40	80	18	370	5440	14,40	14,40
6209 BSS	45	85	19	410	5120	16,32	16,32
6210 BSS	50	90	20	460	4800	19,20	19,20
6211 BSS	55	100	21	610	4288	23,20	23,20
6212 BSS	60	110	22	780	3840	28,80	28,80
6213 BSS	65	120	23	990	3392	33,20	33,20
6214 BSS	70	125	24	1040	3200	35,20	35,20
6215 BSS	75	130	25	1210	3072	39,20	39,20

OPERATING RANGE is the correct technical range in which can be used the bearing with good operating result.

ECONOMIC OPERATING RANGE is the range of temperature in which you can find, according to our study experience and know-how, the better relation price-quality-lifetime.

BSS (6300 Serie)

Ball Bearings in Stainless Steel (magnetic)



OPERATING RANGE: 20° / 100°C

ECONOMIC OPERATING RANGE: 20° / 100°C

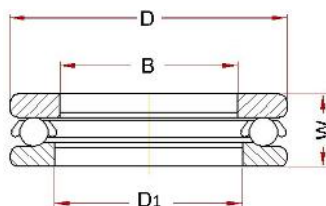
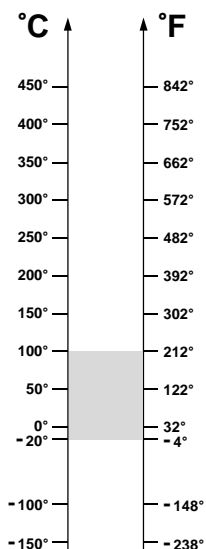
Designation	Bore (B)	Diam (D)	Width (W)	Weight, g	Limiting Speed, RPM	Static Load, kN at 100°C	Static Load, kN at 20°C
6300 BSS	10	35	11	52	14080	2,76	2,76
6301 BSS	12	37	12	60	12800	3,32	3,32
6302 BSS	15	42	13	80	11520	4,32	4,32
6303 BSS	17	47	14	120	10240	5,54	5,54
6304 BSS	20	52	15	140	8960	6,80	6,80
6305 BSS	25	62	17	225	7040	9,12	9,12
6306 BSS	30	72	19	350	6080	13,0	13,0
6307 BSS	35	80	21	450	5440	15,2	15,2
6308 BSS	40	90	23	620	4800	20,0	20,0
6309 BSS	45	100	25	830	4288	25,6	25,6
6310 BSS	50	110	27	1050	3840	30,4	30,4
6311 BSS	55	120	29	1350	3392	38,0	38,0
6312 BSS	60	130	31	1700	3200	41,6	41,6
6313 BSS	65	140	33	2100	2880	48,0	48,0
6314 BSS	70	150	35	2500	2752	56,2	56,2
6315 BSS	75	160	37	3000	2560	61,2	61,2

OPERATING RANGE is the correct technical range in which can be used the bearing with good operating result.

ECONOMIC OPERATING RANGE is the range of temperature in which you can find, according to our study experience and know-how, the better relation price-quality-lifetime.

BSS (51100 Serie)

Thrust Ball Bearings in Stainless Steel (magnetic)



OPERATING RANGE: 20° / 100°C

ECONOMIC OPERATING RANGE: 20° / 100°C

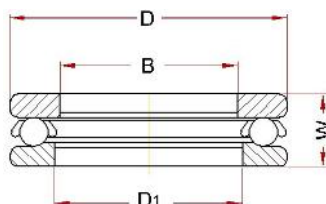
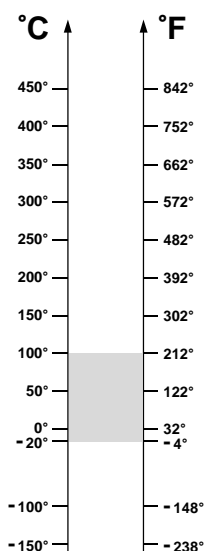
Designation	Bore (B)	Diam (D)	Diam (D1)	Width (W)	Weight, g	Limiting Speed, RPM	Static Load, kN at 100°C	Static Load, kN at 20°C
51100 BSS	10	24	11	9	20	10400	12,24	12,24
51101 BSS	12	26	13	9	20	10400	13,28	13,28
51102 BSS	15	28	16	9	20	9600	14,64	14,64
51103 BSS	17	30	18	9	30	9600	16,96	16,96
51104 BSS	20	35	21	9	40	8000	23,20	23,20
51105 BSS	25	42	26	10	60	7200	31,20	31,20
51106 BSS	30	47	32	11	60	6800	34,40	34,40
51107 BSS	35	52	37	11	80	6000	40,80	40,80
51108 BSS	40	60	42	13	120	5600	50,40	50,40
51109 BSS	45	65	47	14	140	5040	55,60	55,60
51110 BSS	50	70	52	14	160	5040	60,00	60,00
51111 BSS	55	78	57	16	230	4240	65,20	65,20
51112 BSS	60	85	62	17	300	4000	86,40	86,40
51113 BSS	65	90	67	18	330	3840	96,00	96,00
51114 BSS	70	95	72	18	350	3600	97,60	97,60
51115 BSS	75	100	77	19	400	3440	107,2	107,2

OPERATING RANGE is the correct technical range in which can be used the bearing with good operating result.

ECONOMIC OPERATING RANGE is the range of temperature in which you can find, according to our study experience and know-how, the better relation price-quality-lifetime.

BSS (51200 Serie)

Thrust Ball Bearings in Stainless Steel (magnetic)



OPERATING RANGE: 20° / 100°C

ECONOMIC OPERATING RANGE: 20° / 100°C

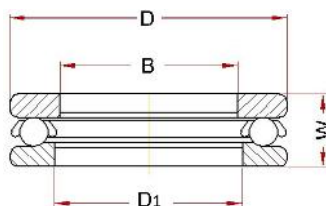
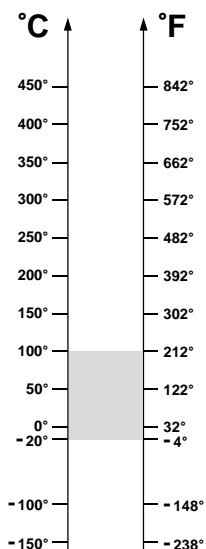
Designation	Bore (B)	Diam (D)	Diam (D1)	Width (W)	Weight, g	Limiting Speed, RPM	Static Load, kN at 100°C	Static Load, kN at 20°C
51200 BSS	10	26	12	11	30	8800	14,8	14,8
51201 BSS	12	28	14	11	30	8800	16,6	16,6
51202 BSS	15	32	17	12	50	8000	20,0	20,0
51203 BSS	17	35	19	12	50	7600	21,6	21,6
51204 BSS	20	40	22	14	80	6400	30,0	30,0
51205 BSS	25	47	27	15	110	6000	40,0	40,0
51206 BSS	30	52	32	16	130	5360	40,8	40,8
51207 BSS	35	62	37	18	220	4480	58,8	58,8
51208 BSS	40	68	42	19	280	4240	77,2	77,2
51209 BSS	45	73	47	20	300	4000	69,2	69,2
51210 BSS	50	78	52	22	370	3600	92,8	92,8
51211 BSS	55	90	57	25	590	3200	107	107
51212 BSS	60	95	62	26	650	3040	112	112
51213 BSS	65	100	67	27	780	2880	120	120
51214 BSS	70	105	72	27	790	2880	128	128
51215 BSS	75	110	77	27	830	2720	136	136

OPERATING RANGE is the correct technical range in which can be used the bearing with good operating result.

ECONOMIC OPERATING RANGE is the range of temperature in which you can find, according to our study experience and know-how, the better relation price-quality-lifetime.

BSS (51300 Serie)

Thrust Ball Bearings in Stainless Steel (magnetic)



OPERATING RANGE: 20° / 100°C

ECONOMIC OPERATING RANGE: 20° / 100°C

Designation	Bore (B)	Diam (D)	Diam (D1)	Width (W)	Weight, g	Limiting Speed, RPM	Static Load, kN at 100°C	Static Load, kN at 20°C
51305 BSS	25	52	27	18	170	5040	48,0	48,0
51306 BSS	30	60	32	21	260	4240	52,4	52,4
51307 BSS	35	68	37	24	380	3840	77,2	77,2
51308 BSS	40	78	42	26	530	3440	97,6	97,6
51309 BSS	45	85	47	28	660	3200	122	122
51310 BSS	50	95	52	31	940	2880	136	136
51311 BSS	55	105	57	35	1300	2560	179	179
51312 BSS	60	110	62	35	1350	2400	179	179
51313 BSS	65	115	67	36	1500	2400	192	192
51314 BSS	70	125	72	40	2000	2080	256	256
51315 BSS	75	135	77	44	2600	1920	312	312

OPERATING RANGE is the correct technical range in which can be used the bearing with good operating result.

ECONOMIC OPERATING RANGE is the range of temperature in which you can find, according to our study experience and know-how, the better relation price-quality-lifetime.



BSS 2RS NSF H1

Ball Bearings in Stainless Steel (magnetic)

The BSS 2RS NSF H1 ball bearings are made of hardened stainless steel for all rotational parts and AISI 304 for the protection and the cage. The construction in tempered stainless steel provides excellent results in applications mildly aggressive and it is not recommended for use in the presence of acids, salts, sea water, etc. The BSS 2RS NSF H1 bearings are lubricated with grease suitable for use in food industry in accordance with NSF registration H1.

Technical characteristics:

Bearing material: tempered stainless steel
Standard Radial Clearance
Stainless steel seals type 2RS
Lubricated for life with grease suitable to use in food industry according NSF H1 standard


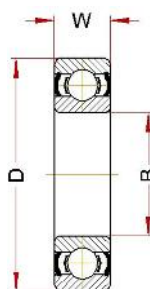
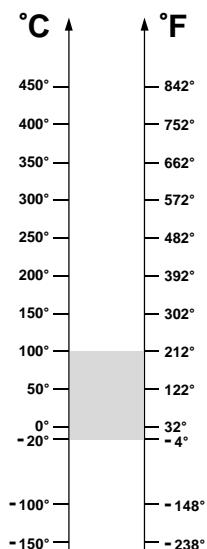
Fields of application:

Air conveyors for food processing plants
Construction industry, windows, sliding windows, etc.
Food Industry



BSS 2RS NSF H1 (MICRO Serie)

Ball Bearings in Stainless Steel (magnetic)



OPERATING RANGE: 20° / 100°C

ECONOMIC OPERATING RANGE: 20° / 100°C


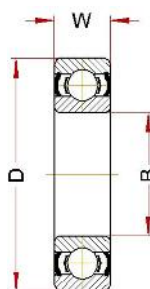
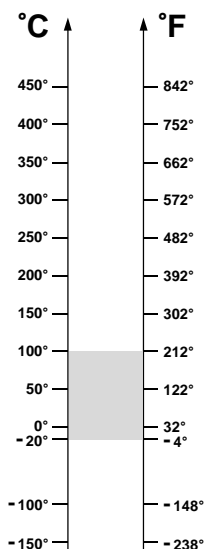
Designation	Bore (B)	Diam (D)	Width (W)	Weight, g	Limiting Speed, RPM	Static Load, kN at 100°C	Static Load, kN at 20°C
613/3 BSS 2RS NSF H1	3	8	3	2	25600	0,12	0,12
623 BSS 2RS NSF H1	3	10	4	3	25600	0,18	0,18
604 BSS 2RS NSF H1	4	12	4	3	24320	0,34	0,34
624 BSS 2RS NSF H1	4	13	5	3	24320	0,34	0,34
605 BSS 2RS NSF H1	5	14	5	4	23040	0,42	0,42
625 BSS 2RS NSF H1	5	16	5	5	23040	0,42	0,42
606 BSS 2RS NSF H1	6	17	6	7	20480	0,85	0,85
626 BSS 2RS NSF H1	6	19	6	8	20480	0,85	0,85
607 BSS 2RS NSF H1	7	19	6	8	20480	0,85	0,85
627 BSS 2RS NSF H1	7	22	7	13	19200	1,10	1,10
608 BSS 2RS NSF H1	8	22	7	13	19200	1,10	1,10
628 BSS 2RS NSF H1	8	24	8	14	19200	1,10	1,10
609 BSS 2RS NSF H1	9	24	7	15	19200	1,30	1,30
629 BSS 2RS NSF H1	9	26	8	20	19200	1,57	1,57

OPERATING RANGE is the correct technical range in which can be used the bearing with good operating result.

ECONOMIC OPERATING RANGE is the range of temperature in which you can find, according to our study experience and know-how, the better relation price-quality-lifetime.

BSS 2RS NSF H1 (61800 Serie)

Ball Bearings in Stainless Steel (magnetic)



OPERATING RANGE: 20° / 100°C

ECONOMIC OPERATING RANGE: 20° / 100°C


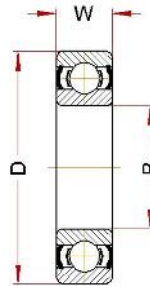
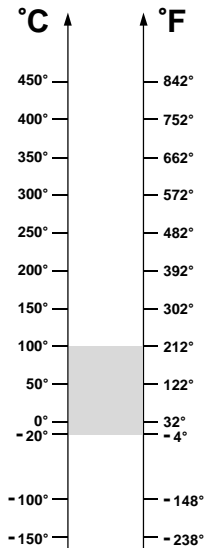
Designation	Bore (B)	Diam (D)	Width (W)	Weight, g	Limiting Speed, RPM	Static Load, kN at 100°C	Static Load, kN at 20°C
61800 BSS 2RS NSF H1	10	19	5	5,5	21760	0,42	0,42
61801 BSS 2RS NSF H1	12	21	5	6,3	20480	0,76	0,76
61802 BSS 2RS NSF H1	15	24	5	7,4	19200	1,00	1,00
61803 BSS 2RS NSF H1	17	26	5	8,2	17920	1,16	1,16
61804 BSS 2RS NSF H1	20	32	7	18	14080	1,79	1,79
61805 BSS 2RS NSF H1	25	37	7	24	12160	2,24	2,24
61806 BSS 2RS NSF H1	30	42	7	27	10240	2,68	2,68
61807 BSS 2RS NSF H1	35	47	7	32	8960	2,88	2,88
61808 BSS 2RS NSF H1	40	52	7	35	8320	3,40	3,40
61809 BSS 2RS NSF H1	45	58	7	42	7040	4,48	4,48
61810 BSS 2RS NSF H1	50	65	7	52	6400	5,04	5,04
61811 BSS 2RS NSF H1	55	72	9	81	5760	6,80	6,80
61812 BSS 2RS NSF H1	60	78	10	105	5440	8,80	8,80
61813 BSS 2RS NSF H1	65	85	10	124	4800	9,60	9,60
61814 BSS 2RS NSF H1	70	90	10	133	4480	10,0	10,0
61815 BSS 2RS NSF H1	75	95	10	143	4288	10,7	10,7

OPERATING RANGE is the correct technical range in which can be used the bearing with good operating result.

ECONOMIC OPERATING RANGE is the range of temperature in which you can find, according to our study experience and know-how, the better relation price-quality-lifetime.

BSS 2RS NSF H1 (61900 Serie)

Ball Bearings in Stainless Steel (magnetic)



OPERATING RANGE: 20° / 100°C

ECONOMIC OPERATING RANGE: 20° / 100°C


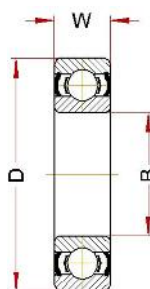
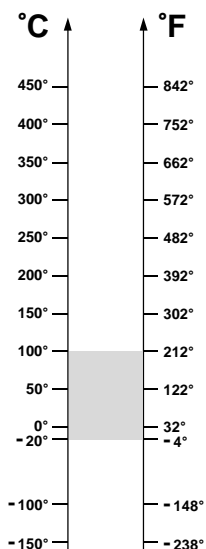
Designation	Bore (B)	Diam (D)	Width (W)	Weight, g	Limiting Speed, RPM	Static Load, kN at 100°C	Static Load, kN at 20°C
61900 BSS 2RS NSF H1	10	22	6	10	8500	0,75	0,75
61901 BSS 2RS NSF H1	12	24	6	11	8000	0,97	0,97
61902 BSS 2RS NSF H1	15	28	7	16	7500	2,03	2,03
61903 BSS 2RS NSF H1	17	30	7	18	7000	2,30	2,30
61904 BSS 2RS NSF H1	20	37	9	22	6000	3,60	3,60
61905 BSS 2RS NSF H1	25	42	9	38	5000	4,00	4,00
61906 BSS 2RS NSF H1	30	47	9	51	4250	4,52	4,52
61907 BSS 2RS NSF H1	35	55	10	80	3750	6,20	6,20
61908 BSS 2RS NSF H1	40	62	12	120	3300	9,30	9,30
61909 BSS 2RS NSF H1	45	68	12	140	3000	9,80	9,80
61910 BSS 2RS NSF H1	50	72	12	160	2800	10,4	10,4
61911 BSS 2RS NSF H1	55	80	13	190	2500	11,4	11,4
61912 BSS 2RS NSF H1	60	85	13	200	2250	12,0	12,0
61913 BSS 2RS NSF H1	65	90	13	220	2100	13,4	13,4
61914 BSS 2RS NSF H1	70	100	16	350	2000	18,3	18,3
61915 BSS 2RS NSF H1	75	105	16	370	1800	19,3	19,3

OPERATING RANGE is the correct technical range in which can be used the bearing with good operating result.

ECONOMIC OPERATING RANGE is the range of temperature in which you can find, according to our study experience and know-how, the better relation price-quality-lifetime.

BSS 2RS NSF H1 (6000 Serie)

Ball Bearings in Stainless Steel (magnetic)



OPERATING RANGE: 20° / 100°C

ECONOMIC OPERATING RANGE: 20° / 100°C


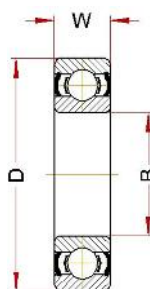
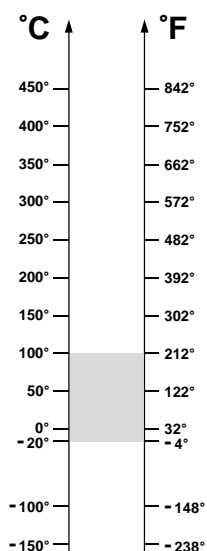
Designation	Bore (B)	Diam (D)	Width (W)	Weight, g	Limiting Speed, RPM	Static Load, kN at 100°C	Static Load, kN at 20°C
6000 BSS 2RS NSF H1	10	26	8	20	19720	1,57	1,57
6001 BSS 2RS NSF H1	12	28	8	25	16640	1,89	1,89
6002 BSS 2RS NSF H1	15	32	9	30	15360	2,28	2,28
6003 BSS 2RS NSF H1	17	35	10	40	14080	2,60	2,60
6004 BSS 2RS NSF H1	20	42	12	69	12800	4,00	4,00
6005 BSS 2RS NSF H1	25	47	12	80	10880	4,68	4,68
6006 BSS 2RS NSF H1	30	55	13	120	8320	6,40	6,40
6007 BSS 2RS NSF H1	35	62	14	160	7040	8,32	8,32
6008 BSS 2RS NSF H1	40	68	15	190	6400	9,44	9,44
6009 BSS 2RS NSF H1	45	75	16	250	5760	11,4	11,4
6010 BSS 2RS NSF H1	50	80	16	260	5440	12,4	12,4
6011 BSS 2RS NSF H1	55	90	18	390	4800	16,9	16,9
6012 BSS 2RS NSF H1	60	95	18	420	4480	18,5	18,5
6013 BSS 2RS NSF H1	65	100	18	440	4032	20,0	20,0
6014 BSS 2RS NSF H1	70	110	20	600	3840	25,2	25,2
6015 BSS 2RS NSF H1	75	115	20	640	3584	27,2	27,2

OPERATING RANGE is the correct technical range in which can be used the bearing with good operating result.

ECONOMIC OPERATING RANGE is the range of temperature in which you can find, according to our study experience and know-how, the better relation price-quality-lifetime.

BSS 2RS NSF H1 (6200 Serie)

Ball Bearings in Stainless Steel (magnetic)



OPERATING RANGE: 20° / 100°C

ECONOMIC OPERATING RANGE: 20° / 100°C


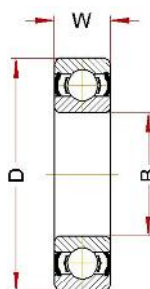
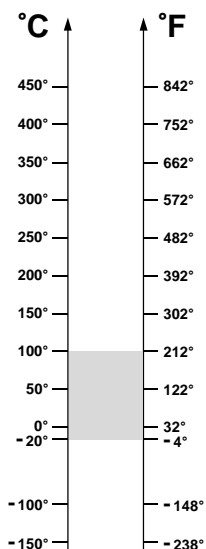
Designation	Bore (B)	Diam (D)	Width (W)	Weight, g	Limiting Speed, RPM	Static Load, kN at 100°C	Static Load, kN at 20°C
6200 BSS 2RS NSF H1	10	30	9	30	16640	2,08	2,08
6201 BSS 2RS NSF H1	12	32	10	37	15360	2,48	2,48
6202 BSS 2RS NSF H1	15	35	11	45	12800	3,00	3,00
6203 BSS 2RS NSF H1	17	40	12	65	11520	3,80	3,80
6204 BSS 2RS NSF H1	20	47	14	110	10240	5,24	5,24
6205 BSS 2RS NSF H1	25	52	15	130	8960	6,40	6,40
6206 BSS 2RS NSF H1	30	62	16	200	7040	8,96	8,96
6207 BSS 2RS NSF H1	35	72	17	290	6080	12,24	12,24
6208 BSS 2RS NSF H1	40	80	18	370	5440	14,40	14,40
6209 BSS 2RS NSF H1	45	85	19	410	5120	16,32	16,32
6210 BSS 2RS NSF H1	50	90	20	460	4800	19,20	19,20
6211 BSS 2RS NSF H1	55	100	21	610	4288	23,20	23,20
6212 BSS 2RS NSF H1	60	110	22	780	3840	28,80	28,80
6213 BSS 2RS NSF H1	65	120	23	990	3392	33,20	33,20
6214 BSS 2RS NSF H1	70	125	24	1040	3200	35,20	35,20
6215 BSS 2RS NSF H1	75	130	25	1210	3072	39,20	39,20

OPERATING RANGE is the correct technical range in which can be used the bearing with good operating result.

ECONOMIC OPERATING RANGE is the range of temperature in which you can find, according to our study experience and know-how, the better relation price-quality-lifetime.

BSS 2RS NSF H1 (6300 Serie)

Ball Bearings in Stainless Steel (magnetic)



OPERATING RANGE: 20° / 100°C

ECONOMIC OPERATING RANGE: 20° / 100°C

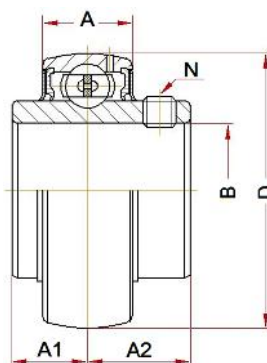
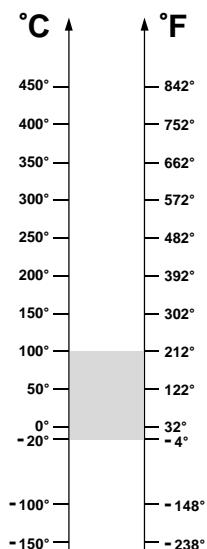
Designation	Bore (B)	Diam (D)	Width (W)	Weight, g	Limiting Speed, RPM	Static Load, kN at 100°C	Static Load, kN at 20°C
6300 BSS 2RS NSF H1	10	35	11	52	14080	2,76	2,76
6301 BSS 2RS NSF H1	12	37	12	60	12800	3,32	3,32
6302 BSS 2RS NSF H1	15	42	13	80	11520	4,32	4,32
6303 BSS 2RS NSF H1	17	47	14	120	10240	5,54	5,54
6304 BSS 2RS NSF H1	20	52	15	140	8960	6,80	6,80
6305 BSS 2RS NSF H1	25	62	17	225	7040	9,12	9,12
6306 BSS 2RS NSF H1	30	72	19	350	6080	13,0	13,0
6307 BSS 2RS NSF H1	35	80	21	450	5440	15,2	15,2
6308 BSS 2RS NSF H1	40	90	23	620	4800	20,0	20,0
6309 BSS 2RS NSF H1	45	100	25	830	4288	25,6	25,6
6310 BSS 2RS NSF H1	50	110	27	1050	3840	30,4	30,4
6311 BSS 2RS NSF H1	55	120	29	1350	3392	38,0	38,0
6312 BSS 2RS NSF H1	60	130	31	1700	3200	41,6	41,6
6313 BSS 2RS NSF H1	65	140	33	2100	2880	48,0	48,0
6314 BSS 2RS NSF H1	70	150	35	2500	2752	56,2	56,2
6315 BSS 2RS NSF H1	75	160	37	3000	2560	61,2	61,2

OPERATING RANGE is the correct technical range in which can be used the bearing with good operating result.

ECONOMIC OPERATING RANGE is the range of temperature in which you can find, according to our study experience and know-how, the better relation price-quality-lifetime.

BSS 2RS NSF H1 (UC Serie)

Insert Bearings in Stainless Steel



OPERATING RANGE: 20° / 100°C

ECONOMIC OPERATING RANGE: 20° / 100°C

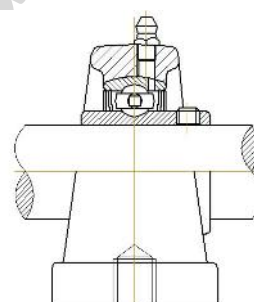
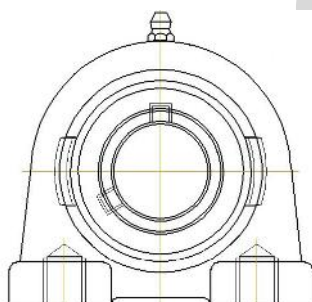

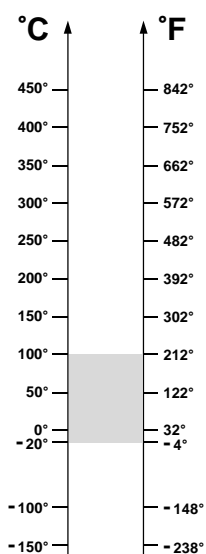
Designation	Bore (B)	Diam (D)	A	A1	A2	N	Weight, g	Limiting Speed, RPM	Static Load, kN at 100°C	Static Load, kN at 20°C
UC 201 BSS 2RS NSF H1	12	47	13 ± 2	11,5	15,9	M6x0,75	195	1440	5,94	5,94
UC 202 BSS 2RS NSF H1	15	47	13 ± 2	11,5	15,9	M6x0,75	176	1440	5,94	5,94
UC 203 BSS 2RS NSF H1	17	47	13 ± 2	11,5	15,9	M6x0,75	170	1440	5,94	5,94
UC 204 BSS 2RS NSF H1	20	47	15 ± 2	12,7	18,3	M6x0,75	139	1200	5,94	5,94
UC 205 BSS 2RS NSF H1	25	52	16 ± 1	14,3	19,8	M6x0,75	175	1120	7,00	7,00
UC 206 BSS 2RS NSF H1	30	62	17 ± 2	15,9	22,2	M6x0,75	290	880	10,1	10,1
UC 207 BSS 2RS NSF H1	35	72	18 ± 2	17,5	25,4	M8x1,00	434	760	13,6	13,6
UC 208 BSS 2RS NSF H1	40	80	19 ± 2	19,0	30,2	M8x1,00	574	680	16,3	16,3
UC 209 BSS 2RS NSF H1	45	85	20 ± 2	19,0	30,2	M8x1,00	644	640	18,5	18,5
UC 210 BSS 2RS NSF H1	50	90	22 ± 2	19,0	32,6	M10x1,25	733	600	20,8	20,8
UC 211 BSS 2RS NSF H1	55	100	23 ± 2	22,2	33,4	M10x1,25	1300	536	26,1	26,1
UC 212 BSS 2RS NSF H1	60	110	24 ± 3	25,4	39,7	M10x1,25	1364	480	29,3	29,3
UC 213 BSS 2RS NSF H1	65	120	27 ± 5	25,4	39,7	M10x1,25	1644	424	35,8	35,8
UC 214 BSS 2RS NSF H1	70	125	28 ± 5	30,2	44,4	M12x1,50	2100	400	40,2	40,2
UC 215 BSS 2RS NSF H1	75	130	29 ± 5	33,3	44,5	M12x1,50	3074	384	44,3	44,3

OPERATING RANGE is the correct technical range in which can be used the bearing with good operating result.

ECONOMIC OPERATING RANGE is the range of temperature in which you can find, according to our study experience and know-how, the better relation price-quality-lifetime.

BSS 2RS NSF H1 (UCPA Serie)

Pillow Blocks in Stainless Steel



* For dimensions please refer to section: HOUSINGS

OPERATING RANGE: 20° / 100°C

ECONOMIC OPERATING RANGE: 20° / 100°C

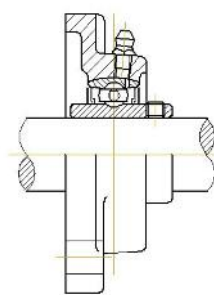
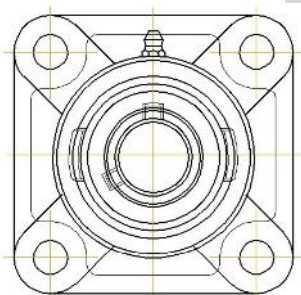

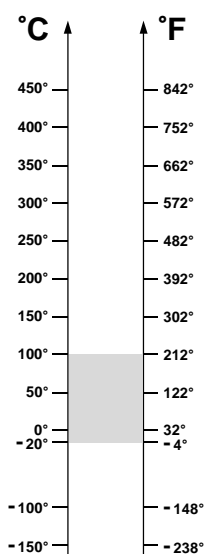
Unit code	Bearing code	Housing code
UCPA 201 BSS 2RS NSF H1	UC 201 BSS 2RS NSF H1	PA 204 SS
UCPA 202 BSS 2RS NSF H1	UC 202 BSS 2RS NSF H1	PA 204 SS
UCPA 203 BSS 2RS NSF H1	UC 203 BSS 2RS NSF H1	PA 204 SS
UCPA 204 BSS 2RS NSF H1	UC 204 BSS 2RS NSF H1	PA 204 SS
UCPA 205 BSS 2RS NSF H1	UC 205 BSS 2RS NSF H1	PA 205 SS
UCPA 206 BSS 2RS NSF H1	UC 206 BSS 2RS NSF H1	PA 206 SS
UCPA 207 BSS 2RS NSF H1	UC 207 BSS 2RS NSF H1	PA 207 SS
UCPA 208 BSS 2RS NSF H1	UC 208 BSS 2RS NSF H1	PA 208 SS
UCPA 209 BSS 2RS NSF H1	UC 209 BSS 2RS NSF H1	PA 209 SS
UCPA 210 BSS 2RS NSF H1	UC 210 BSS 2RS NSF H1	PA 210 SS

OPERATING RANGE is the correct technical range in which can be used the bearing with good operating result.

ECONOMIC OPERATING RANGE is the range of temperature in which you can find, according to our study experience and know-how, the better relation price-quality-lifetime.

BSS 2RS NSF H1 (UCF Serie)

Pillow Blocks in Stainless Steel



* For dimensions please refer to section: HOUSINGS

OPERATING RANGE: 20° / 100°C

ECONOMIC OPERATING RANGE: 20° / 100°C

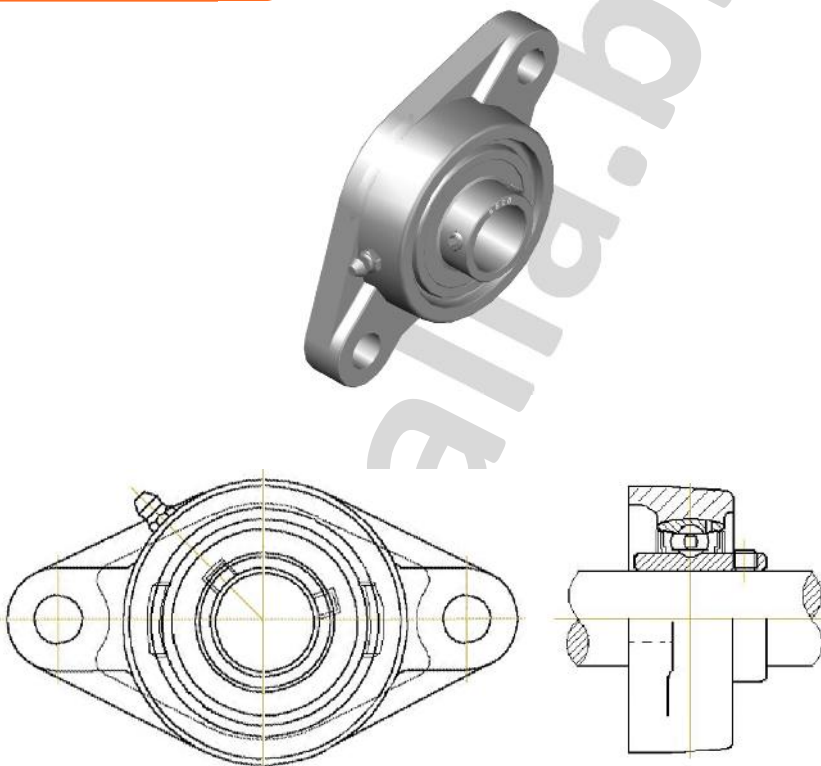
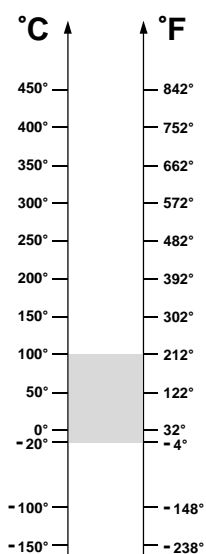
Unit code	Bearing code	Housing code
UCF 201 BSS 2RS NSF H1	UC 201 BSS 2RS NSF H1	F 204 SS
UCF 202 BSS 2RS NSF H1	UC 202 BSS 2RS NSF H1	F 204 SS
UCF 203 BSS 2RS NSF H1	UC 203 BSS 2RS NSF H1	F 204 SS
UCF 204 BSS 2RS NSF H1	UC 204 BSS 2RS NSF H1	F 204 SS
UCF 205 BSS 2RS NSF H1	UC 205 BSS 2RS NSF H1	F 205 SS
UCF 206 BSS 2RS NSF H1	UC 206 BSS 2RS NSF H1	F 206 SS
UCF 207 BSS 2RS NSF H1	UC 207 BSS 2RS NSF H1	F 207 SS
UCF 208 BSS 2RS NSF H1	UC 208 BSS 2RS NSF H1	F 208 SS
UCF 209 BSS 2RS NSF H1	UC 209 BSS 2RS NSF H1	F 209 SS
UCF 210 BSS 2RS NSF H1	UC 210 BSS 2RS NSF H1	F 210 SS
UCF 211 BSS 2RS NSF H1	UC 211 BSS 2RS NSF H1	F 211 SS
UCF 212 BSS 2RS NSF H1	UC 212 BSS 2RS NSF H1	F 212 SS
UCF 213 BSS 2RS NSF H1	UC 213 BSS 2RS NSF H1	F 213 SS
UCF 214 BSS 2RS NSF H1	UC 214 BSS 2RS NSF H1	F 214 SS
UCF 215 BSS 2RS NSF H1	UC 215 BSS 2RS NSF H1	F 215 SS

OPERATING RANGE is the correct technical range in which can be used the bearing with good operating result.

ECONOMIC OPERATING RANGE is the range of temperature in which you can find, according to our study experience and know-how, the better relation price-quality-lifetime.

BSS 2RS NSF H1 (UCFL Serie)

Pillow Blocks in Stainless Steel



* For dimensions please refer to section: HOUSINGS

OPERATING RANGE: 20° / 100°C

ECONOMIC OPERATING RANGE: 20° / 100°C

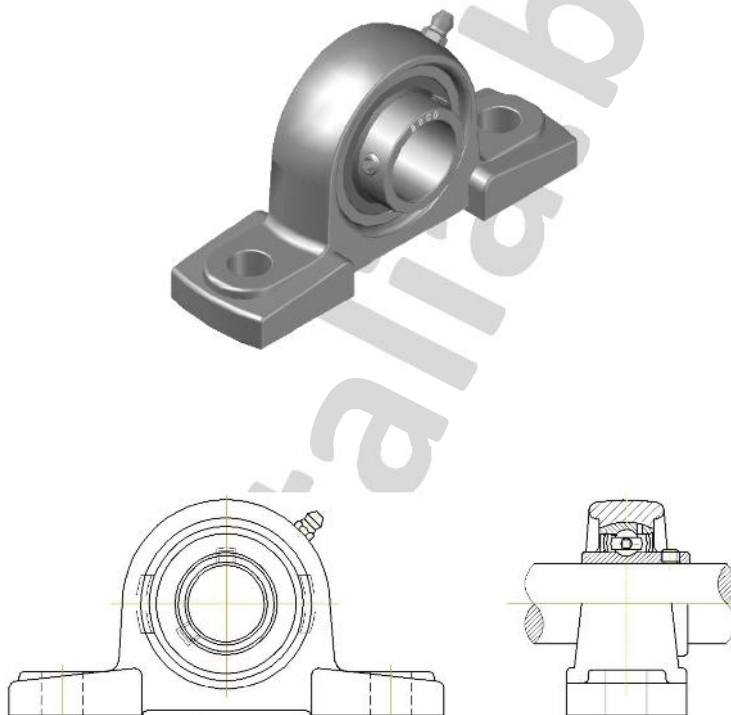
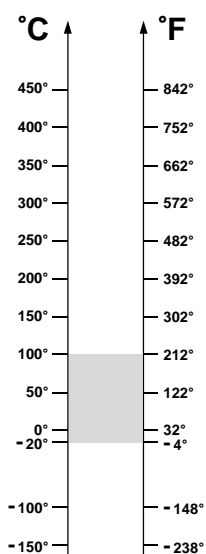
Unit code	Bearing code	Housing code
UCFL 201 BSS 2RS NSF H1	UC 201 BSS 2RS NSF H1	FL 204 SS
UCFL 202 BSS 2RS NSF H1	UC 202 BSS 2RS NSF H1	FL 204 SS
UCFL 203 BSS 2RS NSF H1	UC 203 BSS 2RS NSF H1	FL 204 SS
UCFL 204 BSS 2RS NSF H1	UC 204 BSS 2RS NSF H1	FL 204 SS
UCFL 205 BSS 2RS NSF H1	UC 205 BSS 2RS NSF H1	FL 205 SS
UCFL 206 BSS 2RS NSF H1	UC 206 BSS 2RS NSF H1	FL 206 SS
UCFL 207 BSS 2RS NSF H1	UC 207 BSS 2RS NSF H1	FL 207 SS
UCFL 208 BSS 2RS NSF H1	UC 208 BSS 2RS NSF H1	FL 208 SS
UCFL 209 BSS 2RS NSF H1	UC 209 BSS 2RS NSF H1	FL 209 SS
UCFL 210 BSS 2RS NSF H1	UC 210 BSS 2RS NSF H1	FL 210 SS
UCFL 211 BSS 2RS NSF H1	UC 211 BSS 2RS NSF H1	FL 211 SS
UCFL 212 BSS 2RS NSF H1	UC 212 BSS 2RS NSF H1	FL 212 SS

OPERATING RANGE is the correct technical range in which can be used the bearing with good operating result.

ECONOMIC OPERATING RANGE is the range of temperature in which you can find, according to our study experience and know-how, the better relation price-quality-lifetime.

BSS 2RS NSF H1 (UCP Serie)

Pillow Blocks in Stainless Steel



* For dimensions please refer to section: HOUSINGS

OPERATING RANGE: 20° / 100°C

ECONOMIC OPERATING RANGE: 20° / 100°C

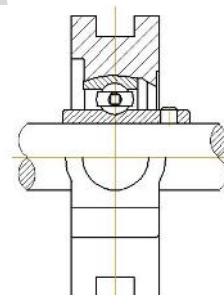
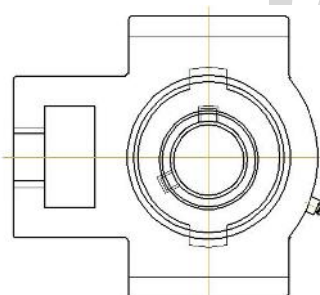

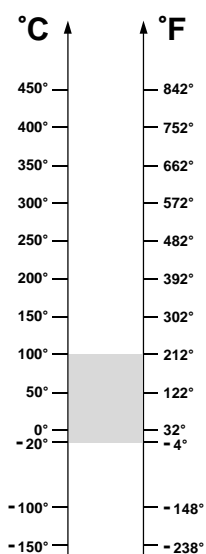
Unit code	Bearing code	Housing code
UCP 201 BSS 2RS NSF H1	UC 201 BSS 2RS NSF H1	P 204 SS
UCP 202 BSS 2RS NSF H1	UC 202 BSS 2RS NSF H1	P 204 SS
UCP 203 BSS 2RS NSF H1	UC 203 BSS 2RS NSF H1	P 204 SS
UCP 204 BSS 2RS NSF H1	UC 204 BSS 2RS NSF H1	P 204 SS
UCP 205 BSS 2RS NSF H1	UC 205 BSS 2RS NSF H1	P 205 SS
UCP 206 BSS 2RS NSF H1	UC 206 BSS 2RS NSF H1	P 206 SS
UCP 207 BSS 2RS NSF H1	UC 207 BSS 2RS NSF H1	P 207 SS
UCP 208 BSS 2RS NSF H1	UC 208 BSS 2RS NSF H1	P 208 SS
UCP 209 BSS 2RS NSF H1	UC 209 BSS 2RS NSF H1	P 209 SS
UCP 210 BSS 2RS NSF H1	UC 210 BSS 2RS NSF H1	P 210 SS
UCP 211 BSS 2RS NSF H1	UC 211 BSS 2RS NSF H1	P 211 SS
UCP 212 BSS 2RS NSF H1	UC 212 BSS 2RS NSF H1	P 212 SS
UCP 213 BSS 2RS NSF H1	UC 213 BSS 2RS NSF H1	P 213 SS
UCP 214 BSS 2RS NSF H1	UC 214 BSS 2RS NSF H1	P 214 SS
UCP 215 BSS 2RS NSF H1	UC 215 BSS 2RS NSF H1	P 215 SS

OPERATING RANGE is the correct technical range in which can be used the bearing with good operating result.

ECONOMIC OPERATING RANGE is the range of temperature in which you can find, according to our study experience and know-how, the better relation price-quality-lifetime.

BSS 2RS NSF H1 (UCT Serie)

Pillow Blocks in Stainless Steel



* For dimensions please refer to section: HOUSINGS

OPERATING RANGE: 20° / 100°C

ECONOMIC OPERATING RANGE: 20° / 100°C

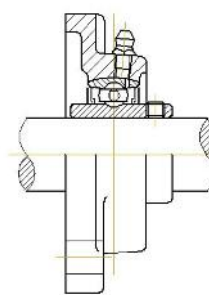
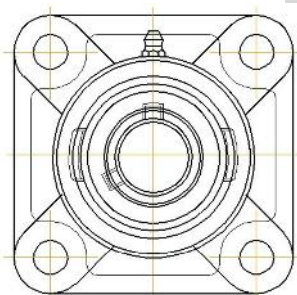
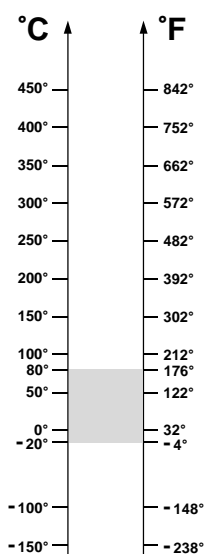
Unit code	Bearing code	Housing code
UCT 201 BSS 2RS NSF H1	UC 201 BSS 2RS NSF H1	T 204 SS
UCT 202 BSS 2RS NSF H1	UC 202 BSS 2RS NSF H1	T 204 SS
UCT 203 BSS 2RS NSF H1	UC 203 BSS 2RS NSF H1	T 204 SS
UCT 204 BSS 2RS NSF H1	UC 204 BSS 2RS NSF H1	T 204 SS
UCT 205 BSS 2RS NSF H1	UC 205 BSS 2RS NSF H1	T 205 SS
UCT 206 BSS 2RS NSF H1	UC 206 BSS 2RS NSF H1	T 206 SS
UCT 207 BSS 2RS NSF H1	UC 207 BSS 2RS NSF H1	T 207 SS
UCT 208 BSS 2RS NSF H1	UC 208 BSS 2RS NSF H1	T 208 SS
UCT 209 BSS 2RS NSF H1	UC 209 BSS 2RS NSF H1	T 209 SS
UCT 210 BSS 2RS NSF H1	UC 210 BSS 2RS NSF H1	T 210 SS
UCT 211 BSS 2RS NSF H1	UC 211 BSS 2RS NSF H1	T 211 SS
UCT 212 BSS 2RS NSF H1	UC 212 BSS 2RS NSF H1	T 212 SS

OPERATING RANGE is the correct technical range in which can be used the bearing with good operating result.

ECONOMIC OPERATING RANGE is the range of temperature in which you can find, according to our study experience and know-how, the better relation price-quality-lifetime.

BSS 2RS NSF H1 (UCF PL Serie)

Pillow Blocks in Plastic with Bearing in Stainless Steel



* For dimensions please refer to section: HOUSINGS

OPERATING RANGE: 20° / 80°C

ECONOMIC OPERATING RANGE: 20° / 80°C

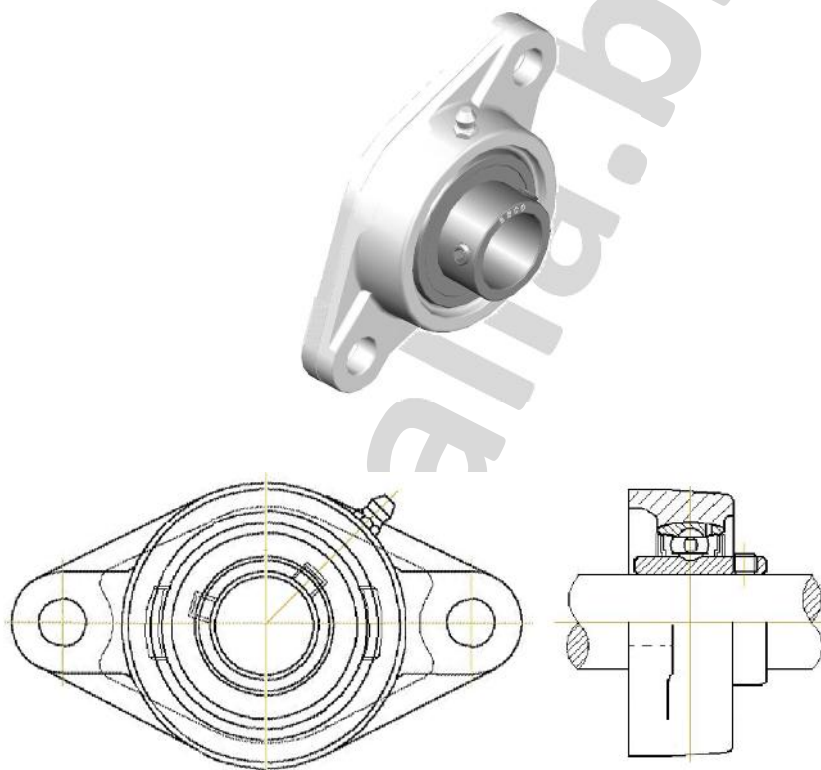
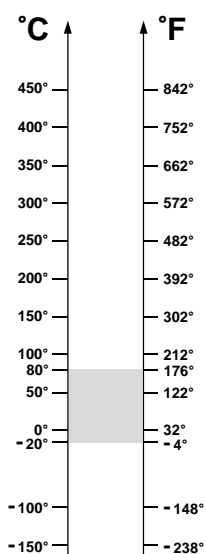
Unit code	Bearing code	Housing code
UCF PL 201 BSS 2RS NSF H1	UC 201 BSS 2RS NSF H1	PLASTIC HOUSING F PL 204
UCF PL 202 BSS 2RS NSF H1	UC 202 BSS 2RS NSF H1	PLASTIC HOUSING F PL 204
UCF PL 203 BSS 2RS NSF H1	UC 203 BSS 2RS NSF H1	PLASTIC HOUSING F PL 204
UCF PL 204 BSS 2RS NSF H1	UC 204 BSS 2RS NSF H1	PLASTIC HOUSING F PL 204
UCF PL 205 BSS 2RS NSF H1	UC 205 BSS 2RS NSF H1	PLASTIC HOUSING F PL 205
UCF PL 206 BSS 2RS NSF H1	UC 206 BSS 2RS NSF H1	PLASTIC HOUSING F PL 206
UCF PL 207 BSS 2RS NSF H1	UC 207 BSS 2RS NSF H1	PLASTIC HOUSING F PL 207
UCF PL 208 BSS 2RS NSF H1	UC 208 BSS 2RS NSF H1	PLASTIC HOUSING F PL 208
UCF PL 209 BSS 2RS NSF H1	UC 209 BSS 2RS NSF H1	PLASTIC HOUSING F PL 209
UCF PL 210 BSS 2RS NSF H1	UC 210 BSS 2RS NSF H1	PLASTIC HOUSING F PL 210
UCF PL 211 BSS 2RS NSF H1	UC 211 BSS 2RS NSF H1	PLASTIC HOUSING F PL 211
UCF PL 212 BSS 2RS NSF H1	UC 212 BSS 2RS NSF H1	PLASTIC HOUSING F PL 212

OPERATING RANGE is the correct technical range in which can be used the bearing with good operating result.

ECONOMIC OPERATING RANGE is the range of temperature in which you can find, according to our study experience and know-how, the better relation price-quality-lifetime.

BSS 2RS NSF H1 (UCFL PL Serie)

Pillow Blocks in Plastic with Bearing in Stainless Steel



* For dimensions please refer to section: HOUSINGS

OPERATING RANGE: 20° / 80°C

ECONOMIC OPERATING RANGE: 20° / 80°C

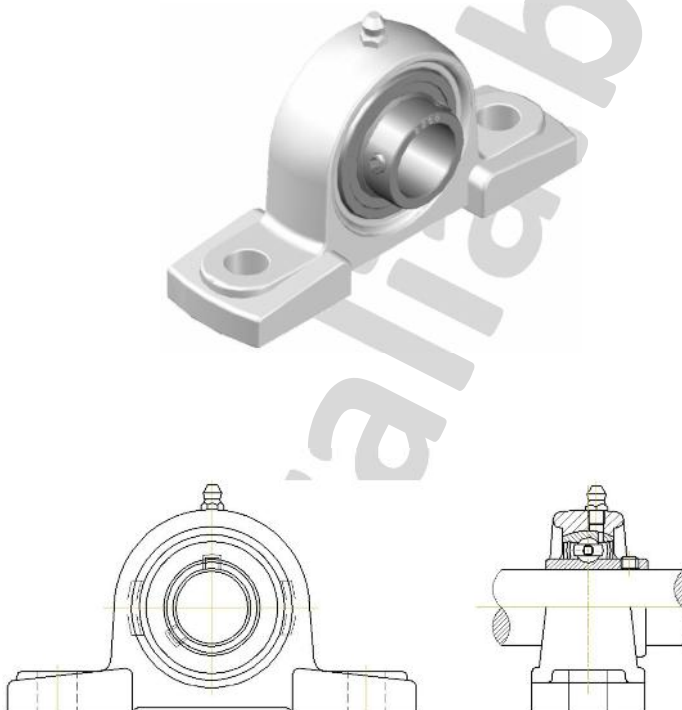
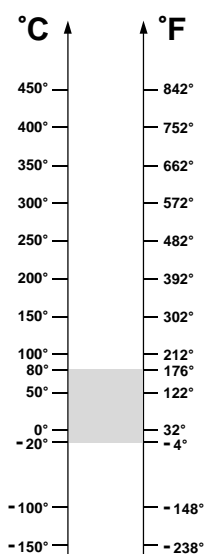
Unit code	Bearing code	Housing code
UCFL PL 201 BSS 2RS NSF H1	UC 201 BSS 2RS NSF H1	PLASTIC HOUSING FL PL 204
UCFL PL 202 BSS 2RS NSF H1	UC 202 BSS 2RS NSF H1	PLASTIC HOUSING FL PL 204
UCFL PL 203 BSS 2RS NSF H1	UC 203 BSS 2RS NSF H1	PLASTIC HOUSING FL PL 204
UCFL PL 204 BSS 2RS NSF H1	UC 204 BSS 2RS NSF H1	PLASTIC HOUSING FL PL 204
UCFL PL 205 BSS 2RS NSF H1	UC 205 BSS 2RS NSF H1	PLASTIC HOUSING FL PL 205
UCFL PL 206 BSS 2RS NSF H1	UC 206 BSS 2RS NSF H1	PLASTIC HOUSING FL PL 206
UCFL PL 207 BSS 2RS NSF H1	UC 207 BSS 2RS NSF H1	PLASTIC HOUSING FL PL 207
UCFL PL 208 BSS 2RS NSF H1	UC 208 BSS 2RS NSF H1	PLASTIC HOUSING FL PL 208
UCFL PL 209 BSS 2RS NSF H1	UC 209 BSS 2RS NSF H1	PLASTIC HOUSING FL PL 209
UCFL PL 210 BSS 2RS NSF H1	UC 210 BSS 2RS NSF H1	PLASTIC HOUSING FL PL 210
UCFL PL 211 BSS 2RS NSF H1	UC 211 BSS 2RS NSF H1	PLASTIC HOUSING FL PL 211
UCFL PL 212 BSS 2RS NSF H1	UC 212 BSS 2RS NSF H1	PLASTIC HOUSING FL PL 212

OPERATING RANGE is the correct technical range in which can be used the bearing with good operating result.

ECONOMIC OPERATING RANGE is the range of temperature in which you can find, according to our study experience and know-how, the better relation price-quality-lifetime.

BSS 2RS NSF H1 (UCP PL Serie)

Pillow Blocks in Plastic with Bearing in Stainless Steel



* For dimensions please refer to section: HOUSINGS

OPERATING RANGE: 20° / 80°C

ECONOMIC OPERATING RANGE: 20° / 80°C

Unit code	Bearing code	Housing code
UCP PL 201 BSS 2RS NSF H1	UC 201 BSS 2RS NSF H1	PLASTIC HOUSING P PL 204
UCP PL 202 BSS 2RS NSF H1	UC 202 BSS 2RS NSF H1	PLASTIC HOUSING P PL 204
UCP PL 203 BSS 2RS NSF H1	UC 203 BSS 2RS NSF H1	PLASTIC HOUSING P PL 204
UCP PL 204 BSS 2RS NSF H1	UC 204 BSS 2RS NSF H1	PLASTIC HOUSING P PL 204
UCP PL 205 BSS 2RS NSF H1	UC 205 BSS 2RS NSF H1	PLASTIC HOUSING P PL 205
UCP PL 206 BSS 2RS NSF H1	UC 206 BSS 2RS NSF H1	PLASTIC HOUSING P PL 206
UCP PL 207 BSS 2RS NSF H1	UC 207 BSS 2RS NSF H1	PLASTIC HOUSING P PL 207
UCP PL 208 BSS 2RS NSF H1	UC 208 BSS 2RS NSF H1	PLASTIC HOUSING P PL 208
UCP PL 209 BSS 2RS NSF H1	UC 209 BSS 2RS NSF H1	PLASTIC HOUSING P PL 209
UCP PL 210 BSS 2RS NSF H1	UC 210 BSS 2RS NSF H1	PLASTIC HOUSING P PL 210
UCP PL 211 BSS 2RS NSF H1	UC 211 BSS 2RS NSF H1	PLASTIC HOUSING P PL 211
UCP PL 212 BSS 2RS NSF H1	UC 212 BSS 2RS NSF H1	PLASTIC HOUSING P PL 212

OPERATING RANGE is the correct technical range in which can be used the bearing with good operating result.

ECONOMIC OPERATING RANGE is the range of temperature in which you can find, according to our study experience and know-how, the better relation price-quality-lifetime.



BSS ZZ NSF H1

Ball Bearings in Stainless Steel (magnetic)

The BSS ZZ NSF H1 ball bearings are made of hardened stainless steel for all rotational parts and AISI 304 for the protection and the cage. The construction in tempered stainless steel provides excellent results in applications mildly aggressive and it is not recommended for use in the presence of acids, salts, sea water, etc. The BSS ZZ NSF H1 bearings are successful in many applications especially in the presence of weather conditions, making them an excellent solution to manufacture sliding glass doors for outside. The presence of ZZ protection and suitable grease allow their direct use in applications without additional protection.

Technical characteristics:

Bearing material: tempered stainless steel

Standard Radial Clearance

Stainless steel shields type ZZ

Lubricated for life with grease(-20°C to +100°C) suitable to use in food industry according NSF H1 standard

Fields of application:

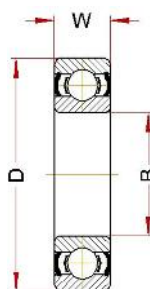
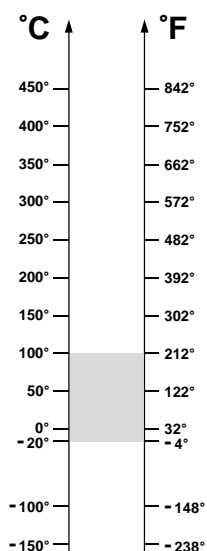
Air conveyors for food processing plants

Construction industry, windows, sliding windows, etc.



BSS ZZ NSF H1 (6000 Serie)

Ball Bearings in Stainless Steel (magnetic)



OPERATING RANGE: 20° / 100°C

ECONOMIC OPERATING RANGE: 20° / 100°C


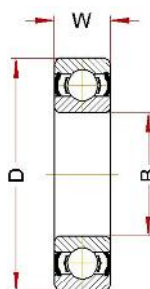
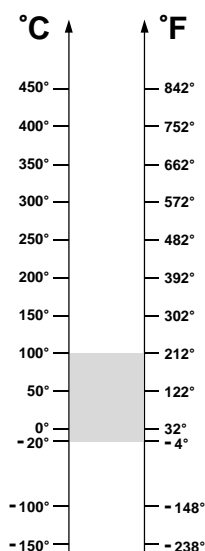
Designation	Bore (B)	Diam (D)	Width (W)	Weight, g	Limiting Speed, RPM	Static Load, kN at 100°C	Static Load, kN at 20°C
6000 BSS ZZ NSF H1	10	26	8	20	19720	1,57	1,57
6001 BSS ZZ NSF H1	12	28	8	25	16640	1,89	1,89
6002 BSS ZZ NSF H1	15	32	9	30	15360	2,28	2,28
6003 BSS ZZ NSF H1	17	35	10	40	14080	2,60	2,60
6004 BSS ZZ NSF H1	20	42	12	69	12800	4,00	4,00
6005 BSS ZZ NSF H1	25	47	12	80	10880	4,68	4,68
6006 BSS ZZ NSF H1	30	55	13	120	8320	6,40	6,40
6007 BSS ZZ NSF H1	35	62	14	160	7040	8,32	8,32
6008 BSS ZZ NSF H1	40	68	15	190	6400	9,44	9,44
6009 BSS ZZ NSF H1	45	75	16	250	5760	11,4	11,4
6010 BSS ZZ NSF H1	50	80	16	260	5440	12,4	12,4
6011 BSS ZZ NSF H1	55	90	18	390	4800	16,9	16,9
6012 BSS ZZ NSF H1	60	95	18	420	4480	18,5	18,5
6013 BSS ZZ NSF H1	65	100	18	440	4032	20,0	20,0
6014 BSS ZZ NSF H1	70	110	20	600	3840	25,2	25,2
6015 BSS ZZ NSF H1	75	115	20	640	3584	27,2	27,2

OPERATING RANGE is the correct technical range in which can be used the bearing with good operating result.

ECONOMIC OPERATING RANGE is the range of temperature in which you can find, according to our study experience and know-how, the better relation price-quality-lifetime.

BSS ZZ NSF H1 (6200 Serie)

Ball Bearings in Stainless Steel (magnetic)



OPERATING RANGE: 20° / 100°C

ECONOMIC OPERATING RANGE: 20° / 100°C

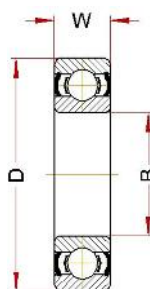
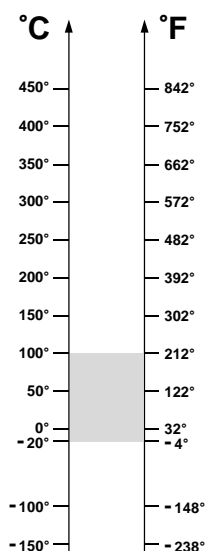
Designation	Bore (B)	Diam (D)	Width (W)	Weight, g	Limiting Speed, RPM	Static Load, kN at 100°C	Static Load, kN at 20°C
6200 BSS ZZ NSF H1	10	30	9	30	16640	2,08	2,08
6201 BSS ZZ NSF H1	12	32	10	37	15360	2,48	2,48
6202 BSS ZZ NSF H1	15	35	11	45	12800	3,00	3,00
6203 BSS ZZ NSF H1	17	40	12	65	11520	3,80	3,80
6204 BSS ZZ NSF H1	20	47	14	110	10240	5,24	5,24
6205 BSS ZZ NSF H1	25	52	15	130	8960	6,40	6,40
6206 BSS ZZ NSF H1	30	62	16	200	7040	8,96	8,96
6207 BSS ZZ NSF H1	35	72	17	290	6080	12,24	12,24
6208 BSS ZZ NSF H1	40	80	18	370	5440	14,40	14,40
6209 BSS ZZ NSF H1	45	85	19	410	5120	16,32	16,32
6210 BSS ZZ NSF H1	50	90	20	460	4800	19,20	19,20
6211 BSS ZZ NSF H1	55	100	21	610	4288	23,20	23,20
6212 BSS ZZ NSF H1	60	110	22	780	3840	28,80	28,80
6213 BSS ZZ NSF H1	65	120	23	990	3392	33,20	33,20
6214 BSS ZZ NSF H1	70	125	24	1040	3200	35,20	35,20
6215 BSS ZZ NSF H1	75	130	25	1210	3072	39,20	39,20

OPERATING RANGE is the correct technical range in which can be used the bearing with good operating result.

ECONOMIC OPERATING RANGE is the range of temperature in which you can find, according to our study experience and know-how, the better relation price-quality-lifetime.

BSS ZZ NSF H1 (6300 Serie)

Ball Bearings in Stainless Steel (magnetic)



OPERATING RANGE: 20° / 100°C

ECONOMIC OPERATING RANGE: 20° / 100°C

Designation	Bore (B)	Diam (D)	Width (W)	Weight, g	Limiting Speed, RPM	Static Load, kN at 100°C	Static Load, kN at 20°C
6300 BSS ZZ NSF H1	10	35	11	52	14080	2,76	2,76
6301 BSS ZZ NSF H1	12	37	12	60	12800	3,32	3,32
6302 BSS ZZ NSF H1	15	42	13	80	11520	4,32	4,32
6303 BSS ZZ NSF H1	17	47	14	120	10240	5,54	5,54
6304 BSS ZZ NSF H1	20	52	15	140	8960	6,80	6,80
6305 BSS ZZ NSF H1	25	62	17	225	7040	9,12	9,12
6306 BSS ZZ NSF H1	30	72	19	350	6080	13,0	13,0
6307 BSS ZZ NSF H1	35	80	21	450	5440	15,2	15,2
6308 BSS ZZ NSF H1	40	90	23	620	4800	20,0	20,0
6309 BSS ZZ NSF H1	45	100	25	830	4288	25,6	25,6
6310 BSS ZZ NSF H1	50	110	27	1050	3840	30,4	30,4
6311 BSS ZZ NSF H1	55	120	29	1350	3392	38,0	38,0
6312 BSS ZZ NSF H1	60	130	31	1700	3200	41,6	41,6
6313 BSS ZZ NSF H1	65	140	33	2100	2880	48,0	48,0
6314 BSS ZZ NSF H1	70	150	35	2500	2752	56,2	56,2
6315 BSS ZZ NSF H1	75	160	37	3000	2560	61,2	61,2

OPERATING RANGE is the correct technical range in which can be used the bearing with good operating result.

ECONOMIC OPERATING RANGE is the range of temperature in which you can find, according to our study experience and know-how, the better relation price-quality-lifetime.



NEW
2018

BSS 2RS C3 VT 180°

Ball Bearings in Stainless Steel (magnetic) for High Temperature

The BSS 2RS C3 VT 180° ball bearings are made of hardened stainless steel for all rotational parts and AISI 304 for the cage. The construction in tempered stainless steel provides excellent results in applications mildly aggressive and it is not recommended for use in the presence of acids, salts, sea water, etc. BSS 2RS C3 VT 180° is greased with high performance PTFE grease for 280°C and protected by Viton seals. It is suitable for application in temperature with light aggressive acid and/or in vacuum.

Technical characteristics:

Bearing material: tempered stainless steel
Radial Clearance C3
Seals 2RS in steel with vulcanized rubber for 200°C Viton
Lubricated for life with PTFE grease for temperatures up to 280°C
Do not need additional lubrication

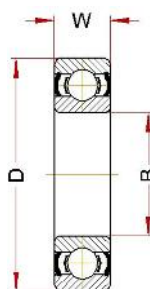
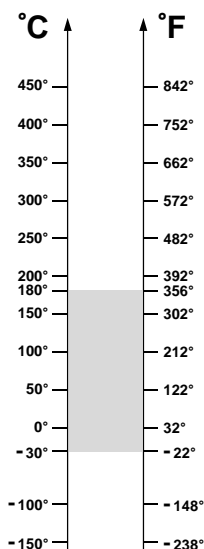
Fields of application:

Fryers
Dry Compressors
Industrial Fans
Packaging machinery
Papermaking industry



BSS 2RS C3 VT 180° (6000 Serie)

Ball Bearings in Stainless Steel (magnetic) for High Temperature



OPERATING RANGE: 30° / 180°C

ECONOMIC OPERATING RANGE: 30° / 180°C

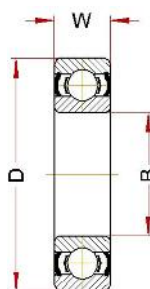
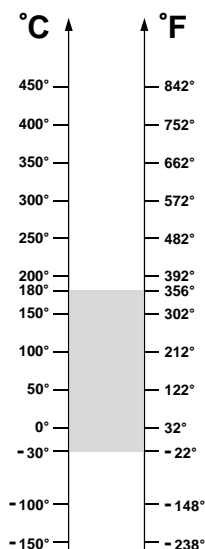
Designation	Bore (B)	Diam (D)	Width (W)	Weight, g	Limiting Speed, RPM	Static Load, kN at 180°C	Static Load, kN at 20°C
6000 BSS 2RS C3 VT 180°	10	26	8	20	6600	1,76	1,96
6001 BSS 2RS C3 VT 180°	12	28	8	25	6380	2,10	2,36
6002 BSS 2RS C3 VT 180°	15	32	9	30	6160	2,50	2,85
6003 BSS 2RS C3 VT 180°	17	35	10	40	5940	2,90	3,25
6004 BSS 2RS C3 VT 180°	20	42	12	69	5720	4,50	5,00
6005 BSS 2RS C3 VT 180°	25	47	12	80	5280	5,20	5,85
6006 BSS 2RS C3 VT 180°	30	55	13	120	4840	7,20	8,00

OPERATING RANGE is the correct technical range in which can be used the bearing with good operating result.

ECONOMIC OPERATING RANGE is the range of temperature in which you can find, according to our study experience and know-how, the better relation price-quality-lifetime.

BSS 2RS C3 VT 180° (6200 Serie)

Ball Bearings in Stainless Steel (magnetic) for High Temperature



OPERATING RANGE: 30° / 180°C

ECONOMIC OPERATING RANGE: 30° / 180°C

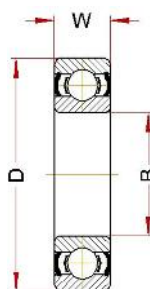
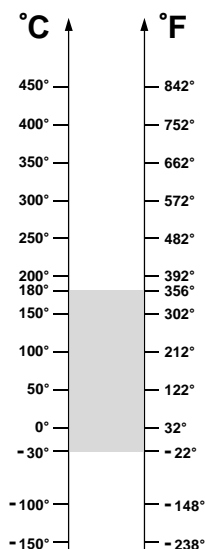
Designation	Bore (B)	Diam (D)	Width (W)	Weight, g	Limiting Speed, RPM	Static Load, kN at 180°C	Static Load, kN at 20°C
6200 BSS 2RS C3 VT 180°	10	30	9	30	6380	2,3	2,60
6201 BSS 2RS C3 VT 180°	12	32	10	37	6160	2,8	3,10
6202 BSS 2RS C3 VT 180°	15	35	11	45	5940	3,3	3,75
6203 BSS 2RS C3 VT 180°	17	40	12	65	5720	4,2	4,75
6204 BSS 2RS C3 VT 180°	20	47	14	110	5280	5,9	6,55
6205 BSS 2RS C3 VT 180°	25	52	15	130	4840	7,2	8,00
6206 BSS 2RS C3 VT 180°	30	62	16	200	4400	10,0	11,2

OPERATING RANGE is the correct technical range in which can be used the bearing with good operating result.

ECONOMIC OPERATING RANGE is the range of temperature in which you can find, according to our study experience and know-how, the better relation price-quality-lifetime.

BSS 2RS C3 VT 180° (6300 Serie)

Ball Bearings in Stainless Steel (magnetic) for High Temperature



OPERATING RANGE: 30° / 180°C

ECONOMIC OPERATING RANGE: 30° / 180°C

Designation	Bore (B)	Diam (D)	Width (W)	Weight, g	Limiting Speed, RPM	Static Load, kN at 180°C	Static Load, kN at 20°C
6300 BSS 2RS C3 VT 180°	10	35	11	52	6160	3,1	3,45
6301 BSS 2RS C3 VT 180°	12	37	12	60	5940	3,7	4,15
6302 BSS 2RS C3 VT 180°	15	42	13	80	5720	4,8	5,40
6303 BSS 2RS C3 VT 180°	17	47	14	120	5280	5,8	6,55
6304 BSS 2RS C3 VT 180°	20	52	15	140	4840	7,6	8,50
6305 BSS 2RS C3 VT 180°	25	62	17	225	4400	10,2	11,4

OPERATING RANGE is the correct technical range in which can be used the bearing with good operating result.

ECONOMIC OPERATING RANGE is the range of temperature in which you can find, according to our study experience and know-how, the better relation price-quality-lifetime.



Industrial and Automotive Components

In the following pages we briefly present BECO production for industrial sectors for which specific catalogues are available.


The current BECO production of components is directed to the following areas:

1. Internal Handling: Bearings for internal conveyors, conveyor chains.
2. Internal Handling: Wheel and castors for high temperature.
3. Hydraulics: Joints, customized rod ends, mechanical parts customized.
4. Handling Vehicles: Bearings for Forklift Trucks.
5. Trucks: clutch bearings, transmission bearings, spare parts for gear box and axles, bronze bushes, hundreds of small parts for spare kits, a total of about 1000 product references.




Spare Parts Bearings for Conveyors

**Catalogue
BECO FORKLIFT 2018**



Bearings for air conveyors with or without bracket upon customer design, diameters from 40 mm to 100 mm.




Combined bearings with shaft for "C" profiles.



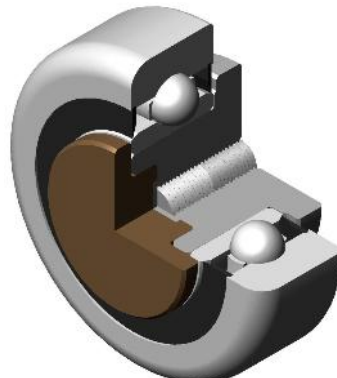
Combined bearings for "C" profiles.



Roller bearings for "C" profiles.



Combined bearings with adjustable precision for milled "C" profiles.



Ball bearings for "C" profiles with lateral support in nylon.



INDUSTRIAL COMPONENTS

Spare Parts Bearings for Forklift

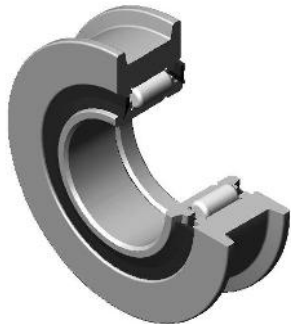
Catalogue
BECO FORKLIFT 2018



Spare part
bearings suitable
for forklift trucks:
"NISSAN",
"CATERPILLAR",
"CLARK"



Spare part
bearings suitable
for forklift trucks:
"JUNGHEINRICH"



Spare part
bearings suitable
for forklift trucks:
"ELEGAR"



Spare part
bearings suitable
for forklift trucks:
"LINDE"



Spare part
bearings suitable
for forklift trucks:
"FIAT-OM"



Spare part
bearings suitable
for forklift trucks:
"PGS-LTE"



Spare part
bearings suitable
for forklift trucks:
"HYSTER"




Spare part
bearings suitable
for forklift trucks:
"STILL"



Customized Rod ends and parts for hydraulic cylinders



Customized
components for
hydraulic cylinders.



Customized cut
rings.



Customized
components for
cylinder heads.



Components for
cylinder bodies.




Customized
components for
hydraulic cylinders.



Customized rod
ends.



Rod ends for
special
applications in
stainless steel.



Spherical bushes.

Spherical Plain Bearings and Rod ends

Catalogue
JOINTS ROD ENDS 2018



Radial spherical
plain bearings
BE..DO 2RS
Steel/Steel



Radial spherical
plain bearings
SS BJ..U
Stainless Steel/PTFE



Thrust spherical
plain bearings
BJ..XA
Steel/Steel



Rod ends
EXTA..DO,
EXTA..DO 2RS

Steel/Steel

made up of a radial
spherical plain bearing
BE..DO or BE..DO
2RS, and rod body with
weldable base and
dowel pin.



Rod ends
EXHI..DO (2RS),
EXHE..DO (2RS)

Steel/Steel

made up of a radial
spherical plain bearing
BE..DO or BE..DO 2RS
and rod body, with right
or Left-hand & male or
female thread.



Rod ends
SS EXTI..VW ,
SS EXTE..VW

Stainless Steel/PTFE

made up of a
maintenance free radial
spherical plain bearing
and rod body, with right
or Left-hand & male or
female thread.



Rod ends
EXPI..VW,
EXPE..VW

Steel/Bronze

Outer ring with bronze
liner, with lubricating
hole or nipple, with
right or Left-hand &
male or female thread.



Rod ends
EXZI..PV,
EXZE..PV


Steel/Teflon

Maintenance free, with
molded Nylon/Teflon/
Fiberglass compound
insert, right or Left-
hand & male or female
thread.


Wheels and Castors for Extreme Temperatures




Phenolic wheel
assembled with
BECO bearings
for extreme
temperatures
BHTS ZZ 280°



Castor iron wheel
assembled with
BECO bearings
for extreme
temperatures
BHTS ZZ 280°,
white zinc plated



Steel wheel
assembled with
BECO bearings
for extreme
temperatures
BHTS ZZ GR CG 350°



Wheel for kiln
assembled with
BECO bearings
for extreme
temperatures
BHTS ZZ 280°



Fixed castor wheel
assembled with
BECO bearings
for extreme
temperatures
BHTS ZZ 280°



NOTES

www.becoitalia.biz

Copyright: This catalogue and all the photographic images are property of Beco Italia Srl, which protects under the Italian and the international law the relative ownership.

This catalogue has been created with great care, however we accept no responsibility regarding any errors or omissions, for any technical information or application, please contact our technical department.

This catalogue updates and substitutes all the previous.





phone: 0039 0171 66883

fax: 0039 0171 648913

www.becoitalia.biz